



Florida's Implementation of NCLB

John L. Winn
Deputy Commissioner
Florida Department of Education

No Child Left Behind Act

- **Accountability for Results**
- **Flexibility and Local Control**
- **Resources for Reform**
- **Parental Options and Responsibility**

NCLB Act Calls For:

- Annual testing of all public school students in reading and math
- A quality teacher in every public school classroom
- Annual report cards on school performance
- Ensuring that every child reads by the 3rd grade

Accountability (AYP)

- **Single Accountability System**
- **All Schools Included**
- **Continuous Growth to 100% Proficiency**
- **Annual Determination of Adequate Yearly Progress (AYP)**
- **Accountability for All Subgroups**

Accountability (AYP) *cont.*

- **Primarily Based on Academics**
- **Includes Graduation Rates and Additional Indicator**
- **Based on Separate Math and Reading Objectives**
- **95% of Students in all Subgroups Assessed**

Safe Schools

- **Criteria for Unsafe Schools**
- **Transfer Policy for Students in Unsafe Schools**
- **Transfer Policy for Victims of Violent Crime**

Sanctions ~ Failure to Make AYP

- **Two years:** schools receive extra help; parents offered public/charter school choice
- **Three years:** school improvement continues; parents offered supplemental services and public/charter school choice

Sanctions ~ Failure to Make AYP *cont.*

- **Four years:** school enters into corrective action; parental options continue
- **Five years:** school identified for restructuring; parental options continue

Florida's Educational Accountability System is K-20

Mission: Increase the proficiency of all students within one seamless efficient system, by expanding their knowledge and skills through learning opportunities and research valued by students, parents, and communities, and to maintain an accountability system that measures student success towards these goals:

- **Highest Student Achievement**
- **Seamless Articulation and Maximum Access**
- **Skilled Workforce and Economic Development**
- **Quality Efficient Services**

Florida Currently:

- **Assesses all students**
- **Reports progress on all students and disaggregates data**
- **Rewards high performance**
- **Provides interventions**
- **Provides sanctions including school choice**
- **Releases data before beginning of next school year**

Florida's Accountability System Includes Many Pieces

Statewide Assessment Program —
All students grades 3-10 (1008.22)

School Recognition
(1008.36)

**Elimination of Social
Promotion (1008.25)**

**School
Improvement**
(1008.345)


School Readiness Screening (1008.21)

School Grades
(1008.34)

Annual Reports
(1008.25)

K-20 Accountability System
(1008.31)

School Choice
(1002.31 – 1002.39)



#1 Priority ~ Focus on Individual Student Learning and Accountability

Individual Student Learning Gains

Standards-Based Tests

Norm-Referenced Standardized Tests

Florida has moved beyond a status model of accountability to one that is capable of setting individual proficiency goals for each student.



Differences Between A+ and NCLB

NCLB:

“Status” Model

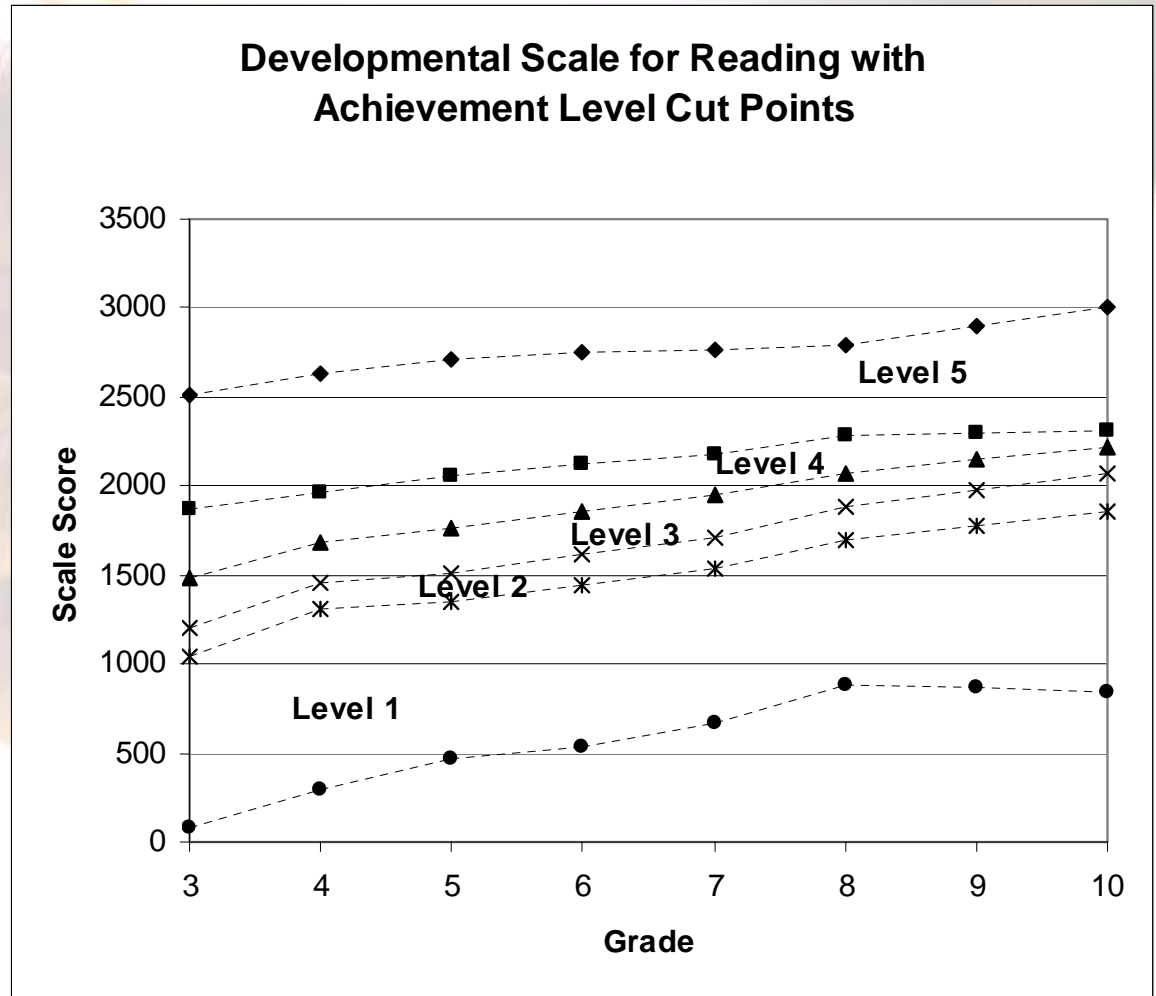
Student achievement within a school, district or state is measured during the current academic year and the results compared to the achievement in the following year.

A+:

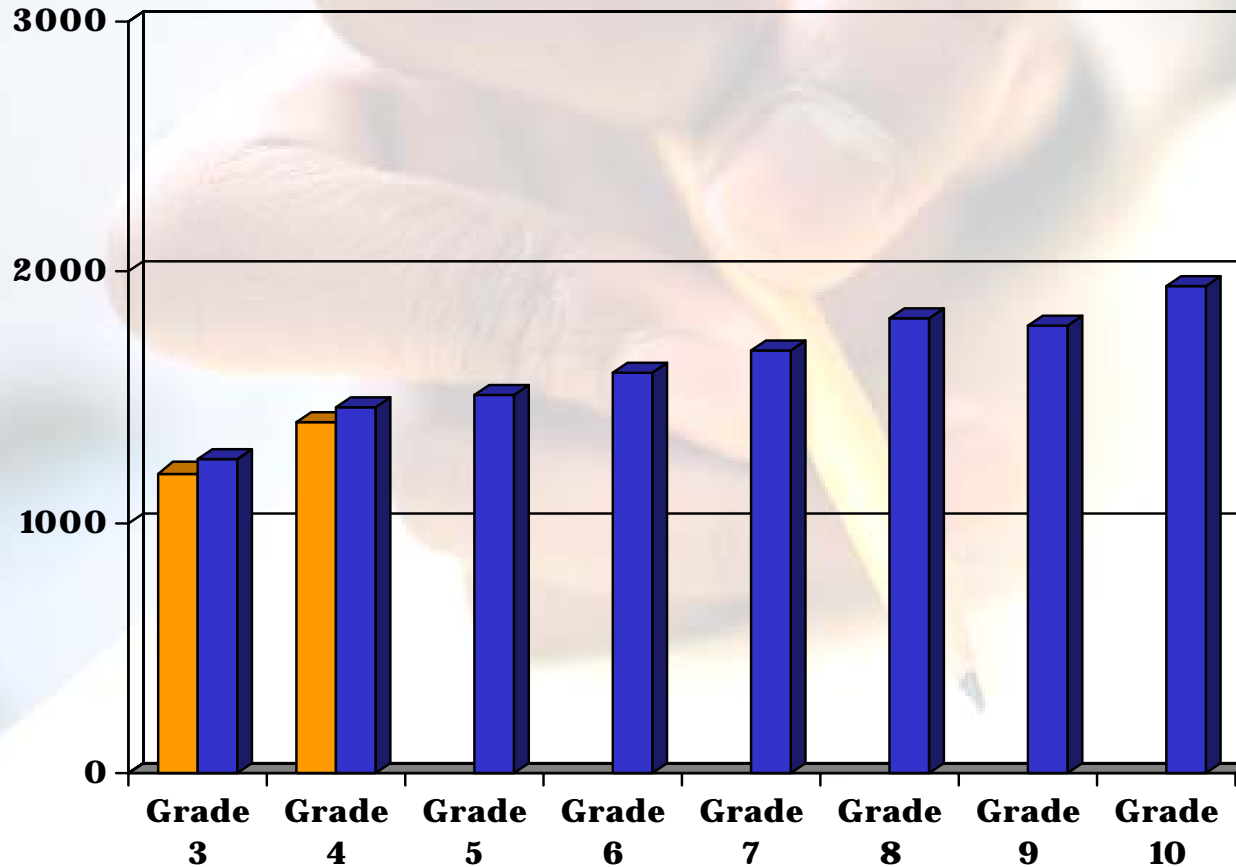
“Status” and “Growth” Model

Student achievement is measured through the academic growth of individual students using a vertical score scale.

2003 “Status” and “Growth” Model



Parent Report of Individual Student Achievement Gains



■ "Johnny" ■ 2002 State Mean

Differences Between A+ and NCLB

NCLB:

Focus on Subgroups

Special attention is paid to status measurements of subgroups—limited by population sizes at each school.

A+:

Focus on Lowest Achieving 25%

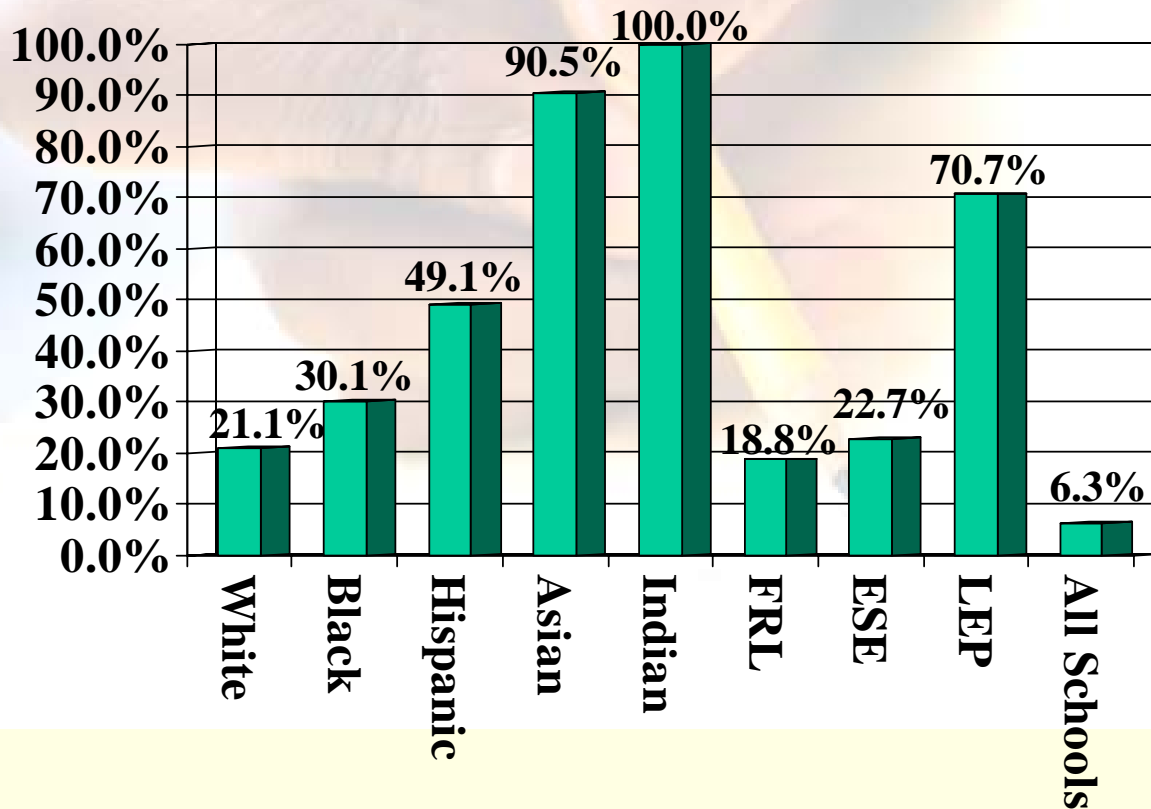
Special attention is paid to students who are in the lowest 25% of students in FCAT Levels 1, 2, and 3 in each school—capturing all students in need regardless of race.


Florida has the largest schools in the nation:

	<u>Primary</u>	<u>Middle</u>	<u>High</u>
U.S. Average	446	595	752
Florida	694	1,030	1,460

* NCES Statistical Report, September 2001

Percentage of Schools Excluding a Subgroup for AYP (N<30)



A close-up photograph of a hand holding a yellow pencil, positioned as if about to write on a white surface. The background is softly blurred, showing hints of a desk and other papers. The overall lighting is bright and clean.

Holding the lowest 25% of
 students accountable will hold
 schools **more** accountable for
 leaving no child left behind

Differences Between A+ and NCLB

NCLB:

“Conjunctive” Model

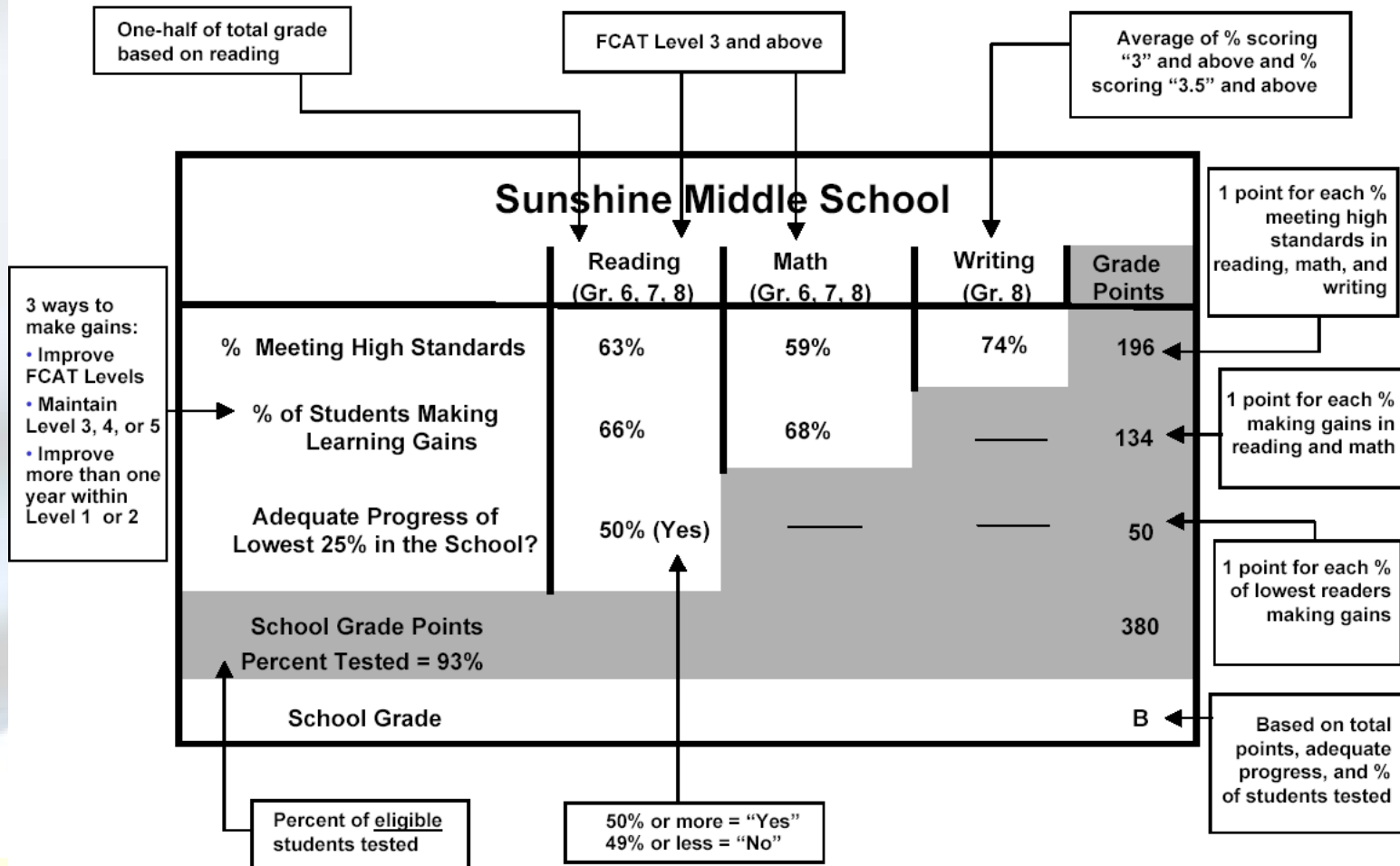
Meeting AYP at the elementary level is based on 45 Yes/No conjunctive decisions. Scoring higher in one area will not compensate for low scores in another area.

A+:

“Comprehensive” Model

Schools are awarded points for students who score high and/or make annual learning gains.

Example Report 2002



Florida's Accountability Proposal

Florida will adopt a single statewide accountability system for all public schools that includes multiple measures.

- Adequate Yearly Progress (AYP)
- School Grades
- Annual Learning Targets
- Return on Investment

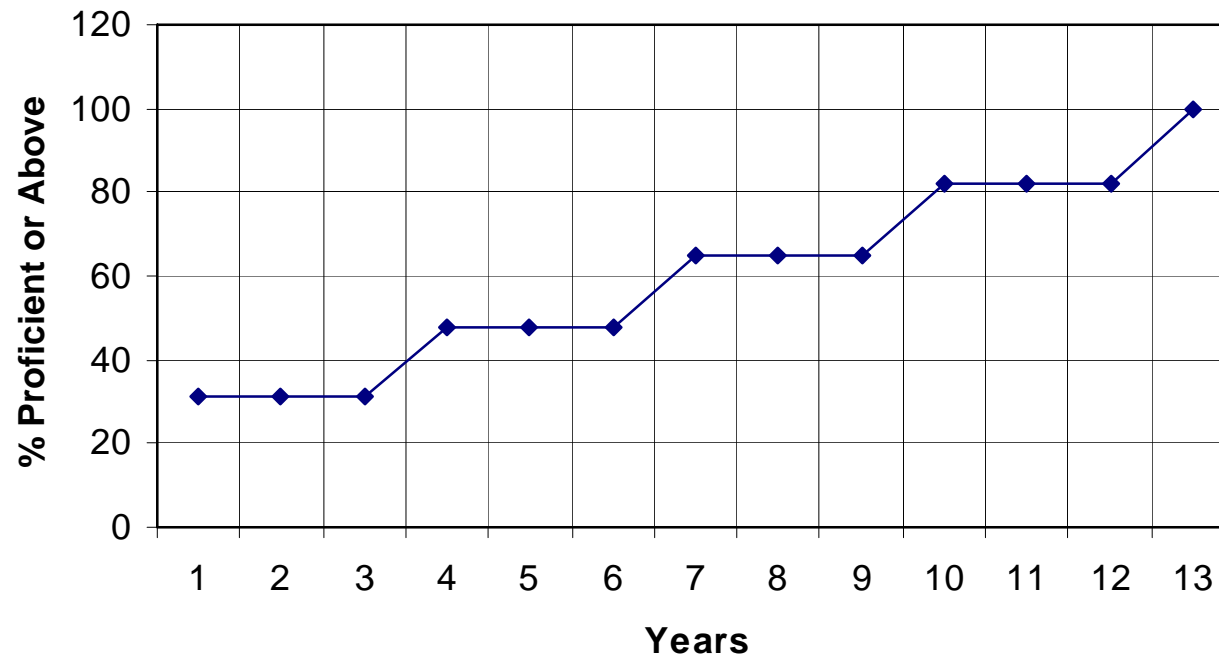
Schools meeting all standards will be designated as highly effective and efficient.

AYP

- Adequate Yearly Progress as defined by ***federal*** law
- 2-year performance averages
- Safe Harbor—10% improvement in proficiency or annual gains
- No school will meet AYP if it has been graded “D” or “F” under the A+ school grading system.

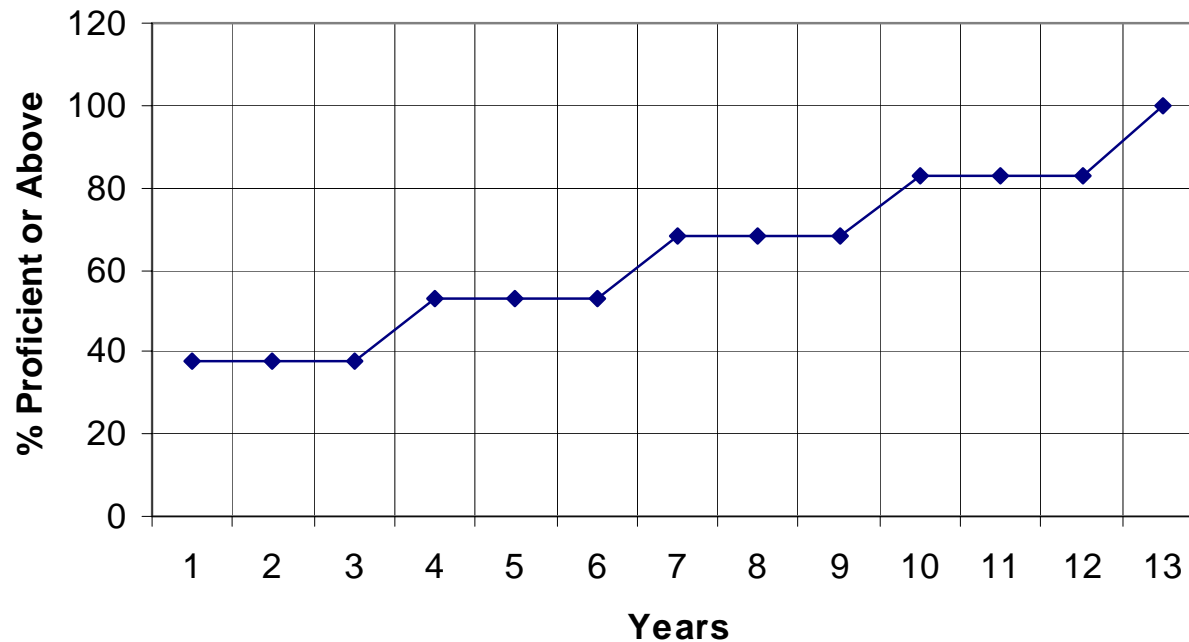
Annual Progress Objectives

Starting Point and Annual Objectives for Reading, 2001-02 - 2013-04

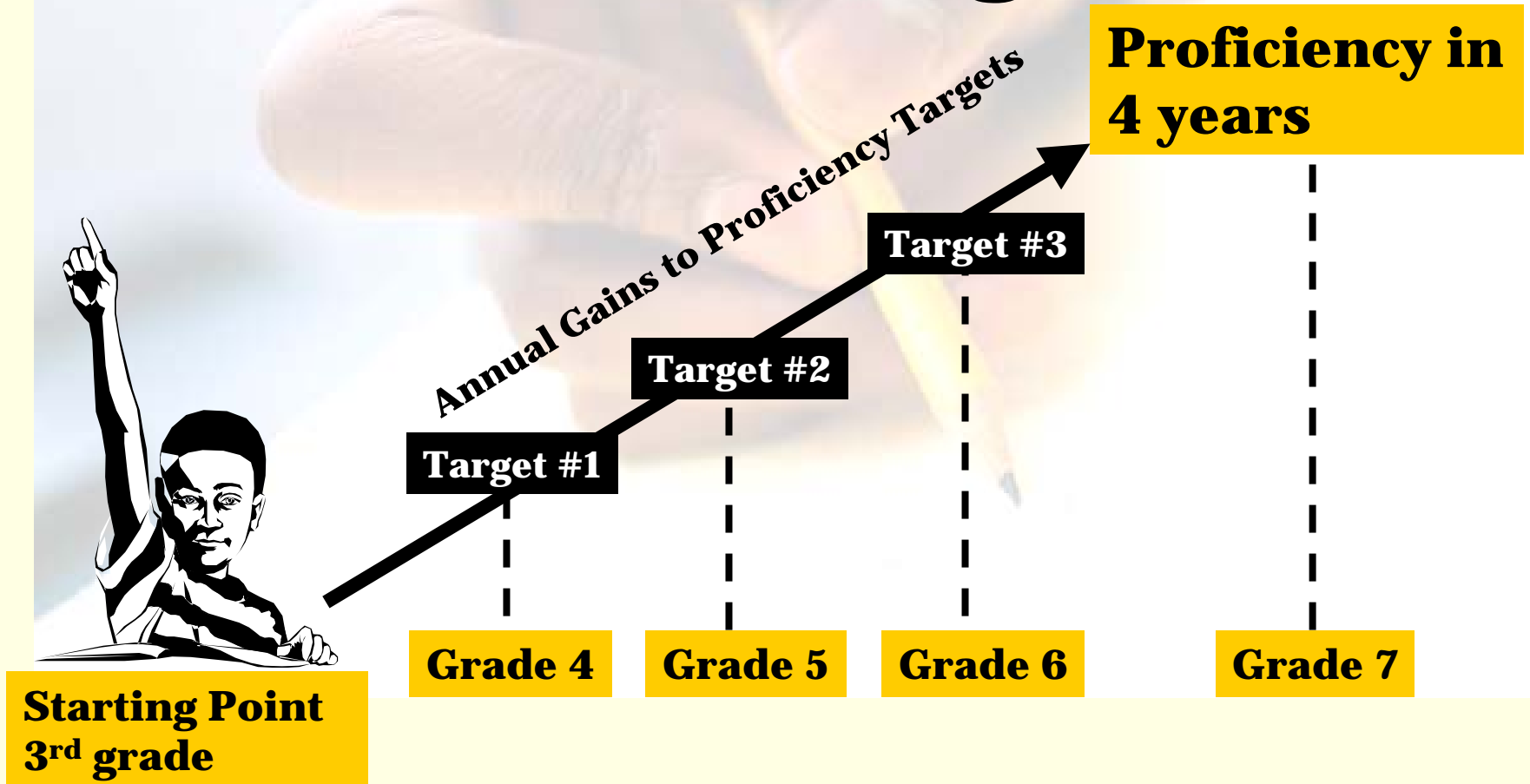


Annual Progress Objectives

Starting Point and Annual Objectives for Mathematics, 2001-02 - 2013-04



All Students Proficient Within Four Years ~ Annual Targets



Return on Investment

- A comprehensive system for calculating “return on investment” based on indicators of institutional efficiency and effectiveness is under development.
- Strongly supports state goal “Quality Efficient Services” and measures “cost per graduate” and “cost disparity across institutions”

Florida's Goals

- Incorporate NCLB into a Comprehensive Accountability System
- Serve as a national leader and source for best practices.
 - 1st state to implement Individual Annual Learning Gains to Proficiency
 - 1st state to implement a Standard and Poor's model of “return on investment” for each school