



Universal Voluntary Pre-Kindergarten Education

Considerations and Context

The Case for Quality Early Education: Brain Research

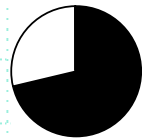
- ❖ Human brain is incomplete at birth.
- ❖ Most rapid/robust period of brain development is from birth to age five.
- ❖ Critical periods of brain development are clustered in the earliest years of life.
- ❖ “Nature” and “nurture” have dynamic and cumulative impact on brain development;
- ❖ Parents/caregivers influence children's environment to help them thrive or place them at risk.
- ❖ Healthy social and emotional development foster exploratory behavior—the key to early learning.



Perry Preschool Program 27-Year Follow-up Study

with Preschool

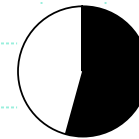
without Preschool



71%

EDUCATION
More preschool participants graduated from high school

Chart shown percentage who graduated from high school or equivalent by age 27



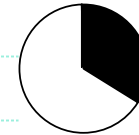
54%



15%

Special Education
Non-preschool participants were more than likely to attend special education

Chart shows percentage with 5 or more Arrests by age 27




34%



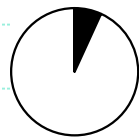
15%

Welfare
Half as many preschool participants were on welfare

Chart shows percentage of participants on welfare by age 27




32%



07%

Crime
Preschool Participants had fewer arrests

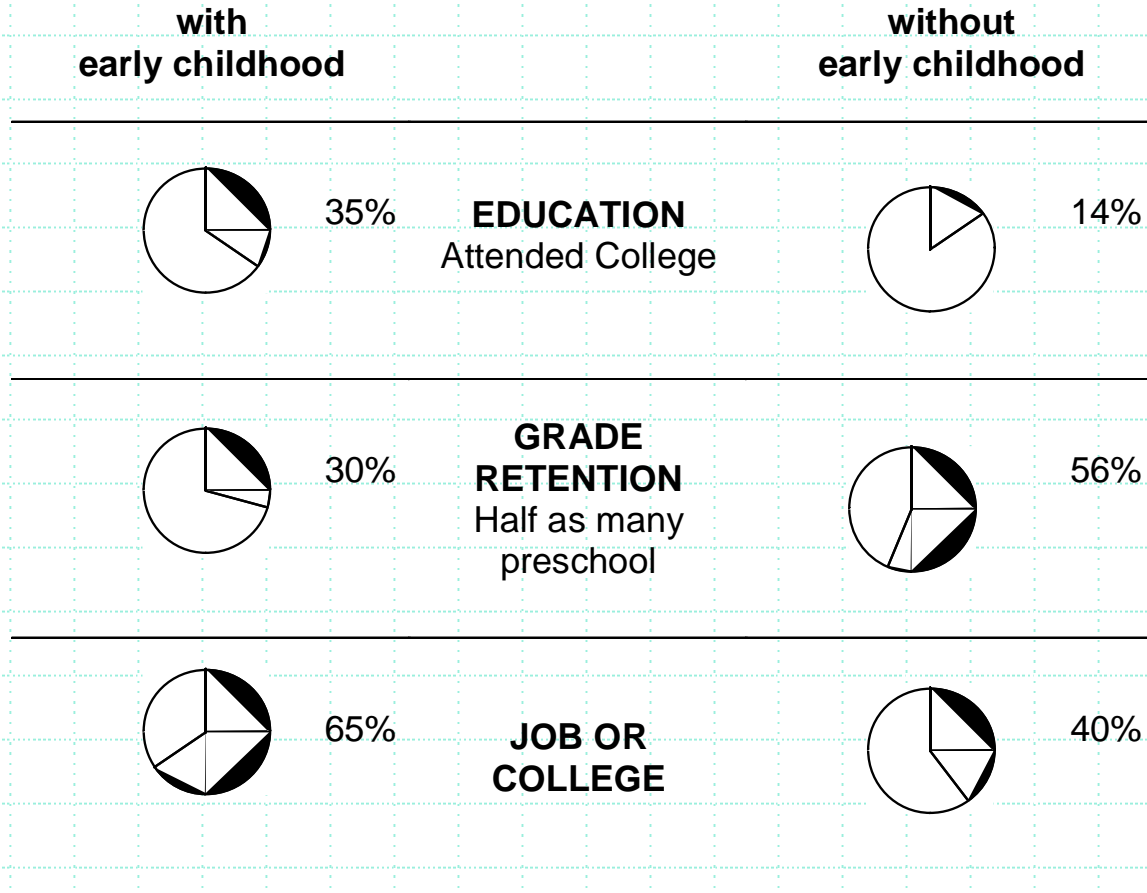
Chart shows percentage with 5 or more arrests by age 27



35%



Carolina Abecedarian Program 21-Year Follow-up Study



Current Services for Children Under Age 5

	Age 0 to 2	Age 3	Age 4	Total 0-4
School-Based	4,603	6,146	25,094	35,843
Community and Center-Based	34,531	16,992	13,711	65,234
<i>Total State Program</i>	<i>39,134</i>	<i>23,138</i>	<i>38,805</i>	<i>101,077</i>
Head Start Program	1,422	11,193	20,819	33,434
<i>Total State and Head Start</i>	<i>40,556</i>	<i>34,331</i>	<i>59,624</i>	<i>134,511</i>



Program Components Funded Within School Readiness

- Florida First Start programs
- Even Start literacy programs
- School-based pre-kindergarten early intervention programs
- Subsidized child care programs delivered by public and private providers of child care
- Migrant pre-kindergarten programs

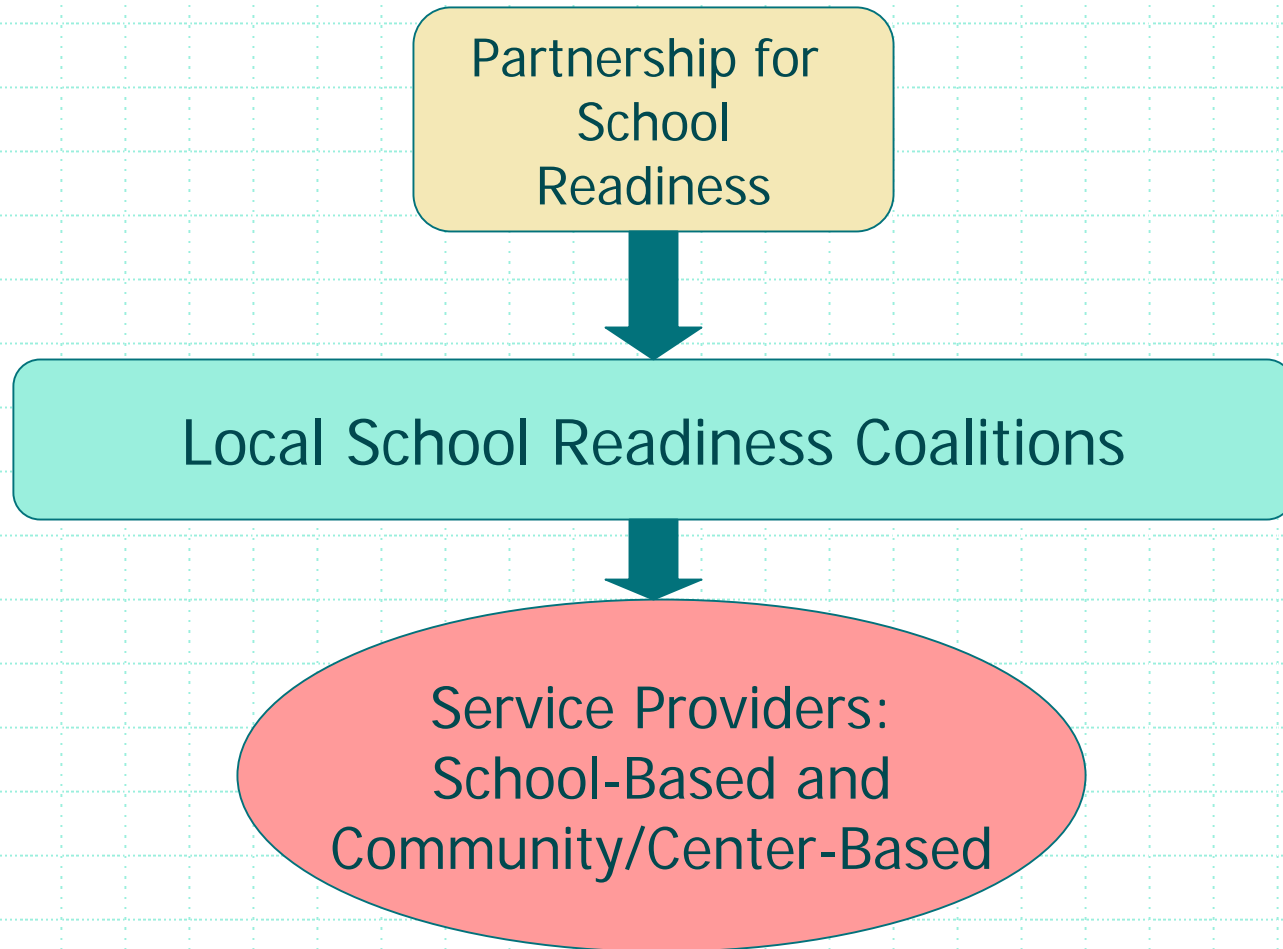


Current Cost of Community and Center-Based Services for 4-year Olds

Type of Program	Cost Per Day	Number of Days/Hours	Annual Cost Per Child
Gold Seal Centers	\$19.12	260 days; Average of 10 hours	\$4,971
Average of all program types	\$15.89	260; Average of 10 hours	\$4,132



Florida's School Readiness System



Partnership and Coalition Roles

Partnership:

- Coordinate birth-to-kindergarten services for eligible children;
- Implement programmatic, administrative and fiscal standards;
- Provide unified leadership for school readiness through local school readiness coalitions
- Focus on improving the educational quality of all publicly-funded school readiness programs.

Local Coalitions:

- Develop a plan for implementing the program in the communities served;
- Determine how the plan will involve all currently existing programs including Head Start;
- Execute contracts for local school readiness services;
- Manage and account for all funds allocated by the Partnership.



Strengths of Current School Readiness System

- ❖ Parental Choice

- ❖ Variety of Programs and Settings

- ❖ Community Collaboration



Opportunities and Advantages with Phased Implementation

- ❖ Build capacity to serve many more children.
- ❖ Gradually absorb fiscal impact.
- ❖ Gain insights about “quality” from universal screening.

