

Final 2008-09 VPK
Provider Kindergarten
Readiness Rates:
Setting the Minimum

www.vpk.fldoe.org

March 26, 2010

State Board of Education

Timelines

- February 5, 2010
 - Preliminary Rates Released via Web Site
- February 5 – February 26, 2010
 - Dispute Process and Recalculation of Rates
- March 5, 2010
 - Release of Final Rates
- March 26, 2010
 - Minimum Rate Set by State Board

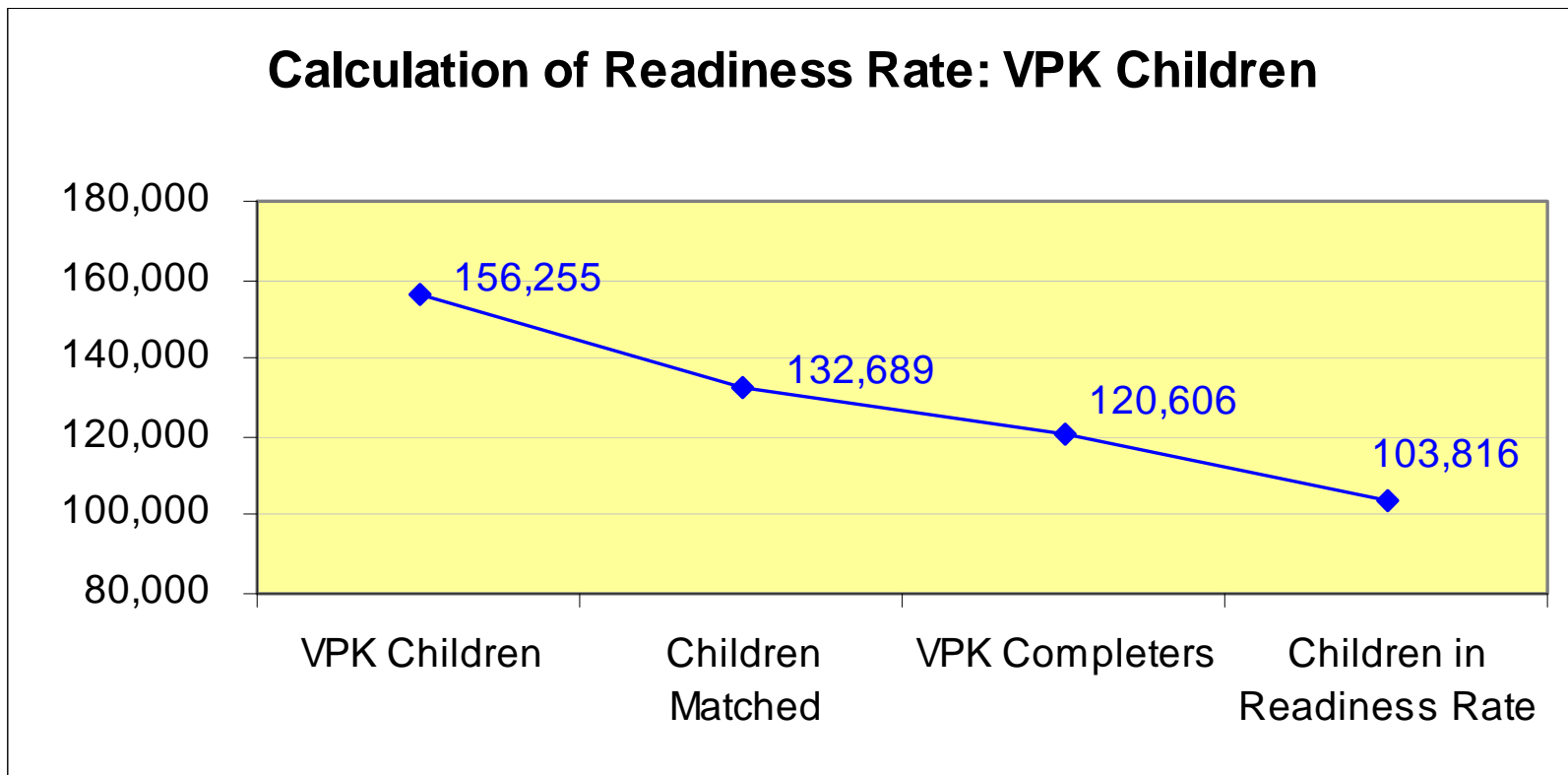
2008-09 Preliminary VPK Provider Kindergarten Readiness Rates

- *Children who participated in the VPK program performed better on the kindergarten screening than children who did not participate.*
- *Florida's 2008-09 Final VPK Provider Kindergarten Readiness Rate reflects the performance of **90% of all VPK programs.***
- *Based on the Final Rates, **85%** of Florida's VPK providers earned a readiness rate of **138 or higher** out of a possible 200 points.*

READINESS RATES & DATA MATCHING

- AWI/Coalition Data
 - VPK Providers
 - Program Type
 - Provider Type
 - Faith-Based Status
 - VPK Children
- DOE Files
 - Kindergarten Demographics
 - Kindergarten Screening Results

2008-09 VPK Children



2008-09 VPK Children: Demographics (156,255)

Gender	Number	Percent
Female	61,744	40%
Male	63,711	41%
Unknown*	30,800	20%
English Language Learners (ELL)	Number	Percent
ELL	20,925	13%
Non-ELL	104,530	67%
Unknown*	30,800	20%

*Unknown = Students served in VPK but not matched against DOE demographic or Kindergarten Screening data.

2008-09 VPK Children: Demographics (156,255)

Students with Disabilities (SWD)	Number	Percent
SWD	6,376	4%
Non-SWD	126,930	81%
Unknown*	22,949	15%
Free/Reduced Price Lunch (FRL)	Number	Percent
FRL	69,720	45%
Non-FRL	55,735	36%
Unknown*	30,800	20%

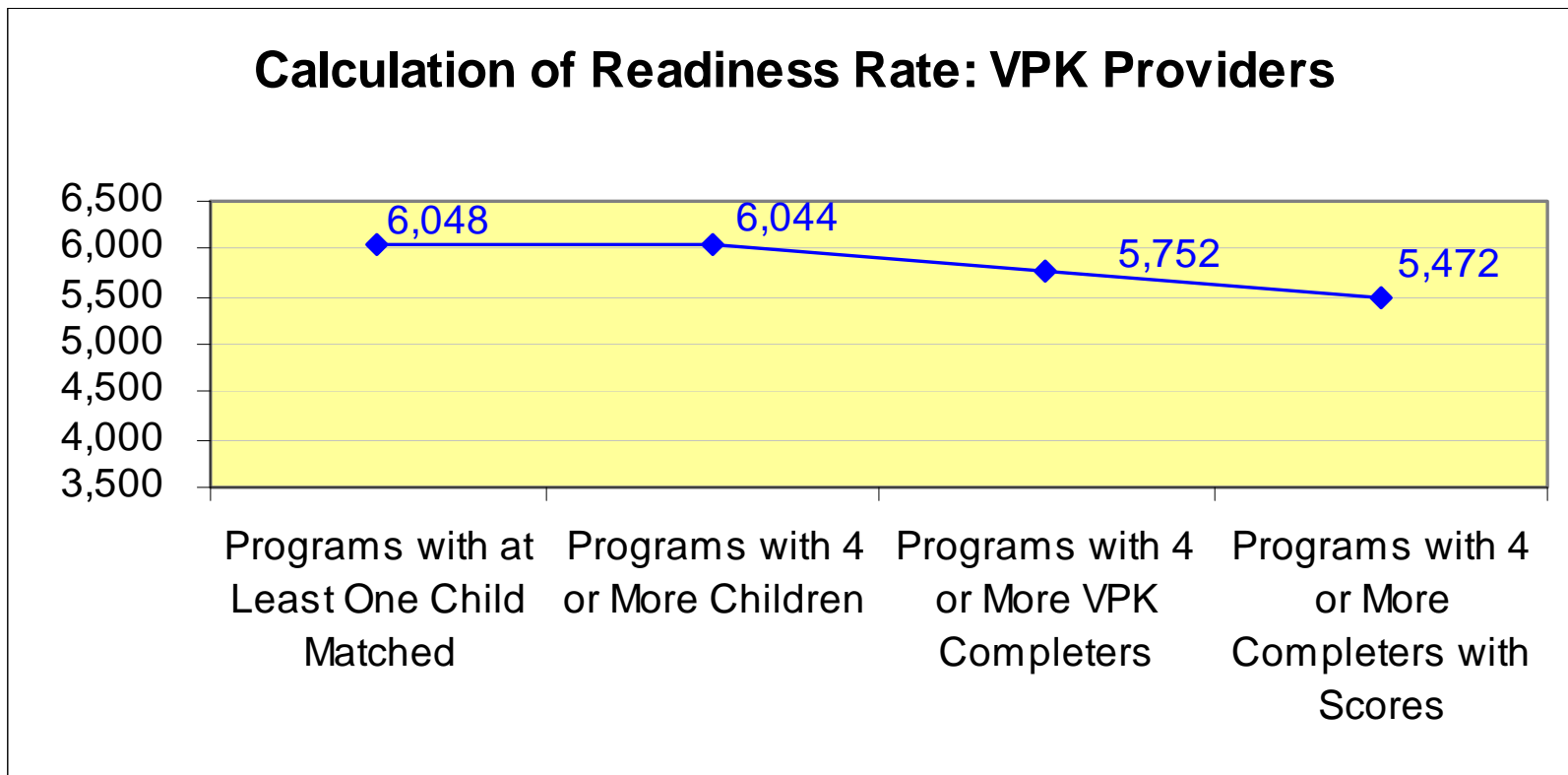
*Unknown = Students served in VPK but not matched against DOE demographic or Kindergarten Screening data.

2008-09 VPK Children: Demographics (156,255)

Race	Number	Percent
White	55,017	35%
African American	27,022	17%
Hispanic	34,113	22%
Multiracial	5,428	3%
Asian	3,486	2%
American Indian	389	<1%
Unknown*	30,800	20%

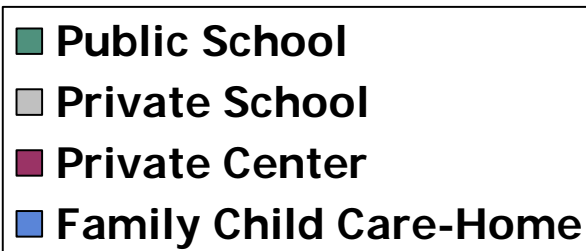
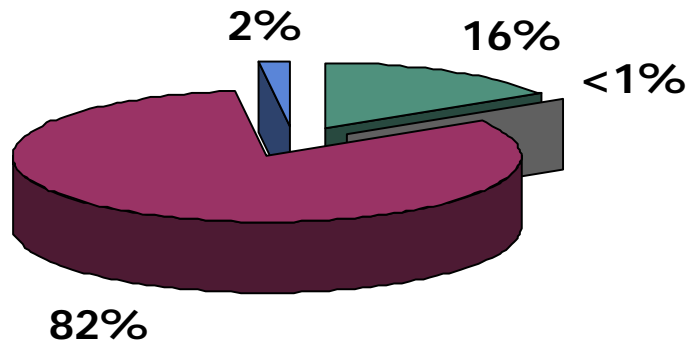
*Unknown = Students served in VPK but not matched against DOE demographic or Kindergarten Screening data.

2008-09 VPK Providers/Programs

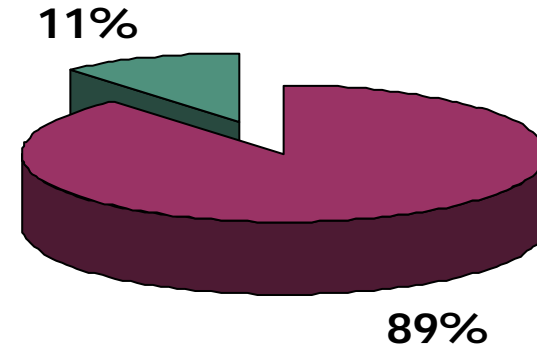


2008-09 VPK Providers

Provider Type



Program Type

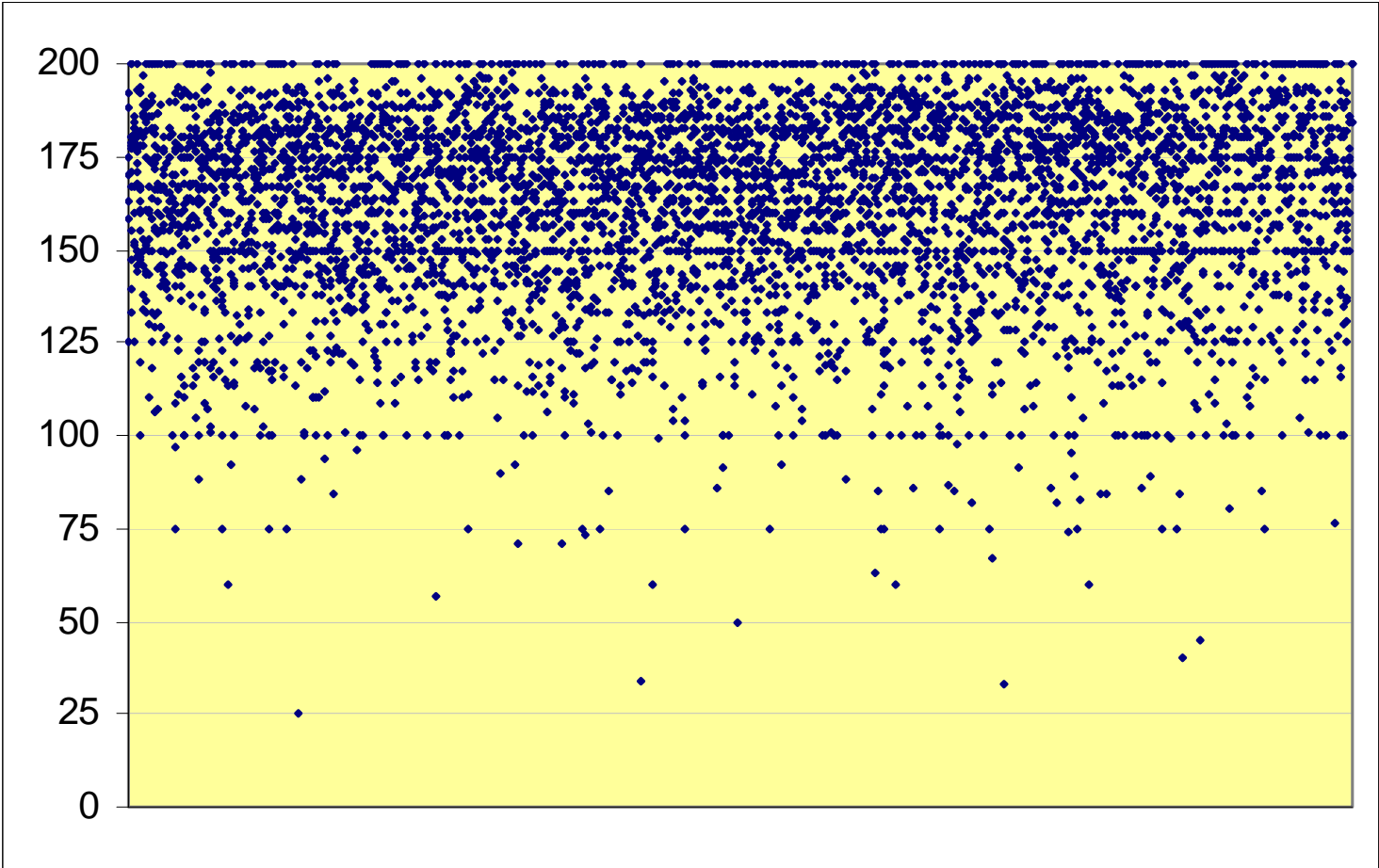


FLORIDA DEPARTMENT OF EDUCATION
2008-09 Voluntary Prekindergarten (VPK) Provider Kindergarten Readiness Rate Report

2008-09 Program Year Maximum Rate: 200			Readiness Rate History:	
Program Type: <input checked="" type="checkbox"/> School-Year <input type="checkbox"/> Summer	2008-09 VPK Provider Kindergarten Readiness Rate: <u>189</u>		2007-08	Low Performing Provider: <input type="checkbox"/> Yes <input type="checkbox"/> No
			2006-07	Low Performing Provider: <input type="checkbox"/> Yes <input type="checkbox"/> No
	Expected Minimum Rate: 138		2005-06	Low Performing Provider: <input type="checkbox"/> Yes <input type="checkbox"/> No
Children Included in VPK Provider Kindergarten Readiness Rate Calculation				
<u>Children Served</u>	<u>Children Meeting Substantial Completion</u>	<u>Children Screened on Any Measure</u>	<u>Children in Readiness Rate Calculation</u>	<u>Percent of Children in Readiness Rate Calculation</u>
<u>24</u>	<u>20</u>	<u>20</u>	<u>19</u>	<u>79</u>
VPK Provider Kindergarten Readiness Rate Calculation				
			ECHOS™	FAIR
<u>Children Ready for Kindergarten:</u> ECHOS™: Demonstrating or Emerging Progressing FAIR: Probability of Reading Success: At or Above 67 Percent			19	17
<u>Children Screened:</u> The number of children screened on each of the two measures.			19	19
<u>Percent of Children Ready for Kindergarten:</u> The number of Children Ready for Kindergarten divided by the number of Children Screened on each measure.			100	89
The <u>VPK Provider Kindergarten Readiness Rate</u> is the sum of the Percent of Children Ready for Kindergarten.			189	
* No data are displayed when there are less than 10 children				

This is an example -- reviewers as well as the public may review

2008-09 Final Readiness Rates Distribution (5,472)



Minimum Kindergarten Readiness Rate

- Section 1002.69(6), F.S., requires State Board of Education adoption of a minimum kindergarten readiness rate that, **if achieved by a provider would demonstrate the provider's satisfactory delivery of the VPK program.**
- The minimum rate may not exceed the rate at which more than 15% of all providers would fall below the minimum rate.
- 15% or 788/5,472 VPK programs have a 2008-09 Readiness Rate below 138.

Contact Information

Office of Early Learning
Florida Department of Education
(850) 245-0445; 1-866-447-1159
earlylearning@fldoe.org