

Summary of DA School FCAT Performance Compared to the State

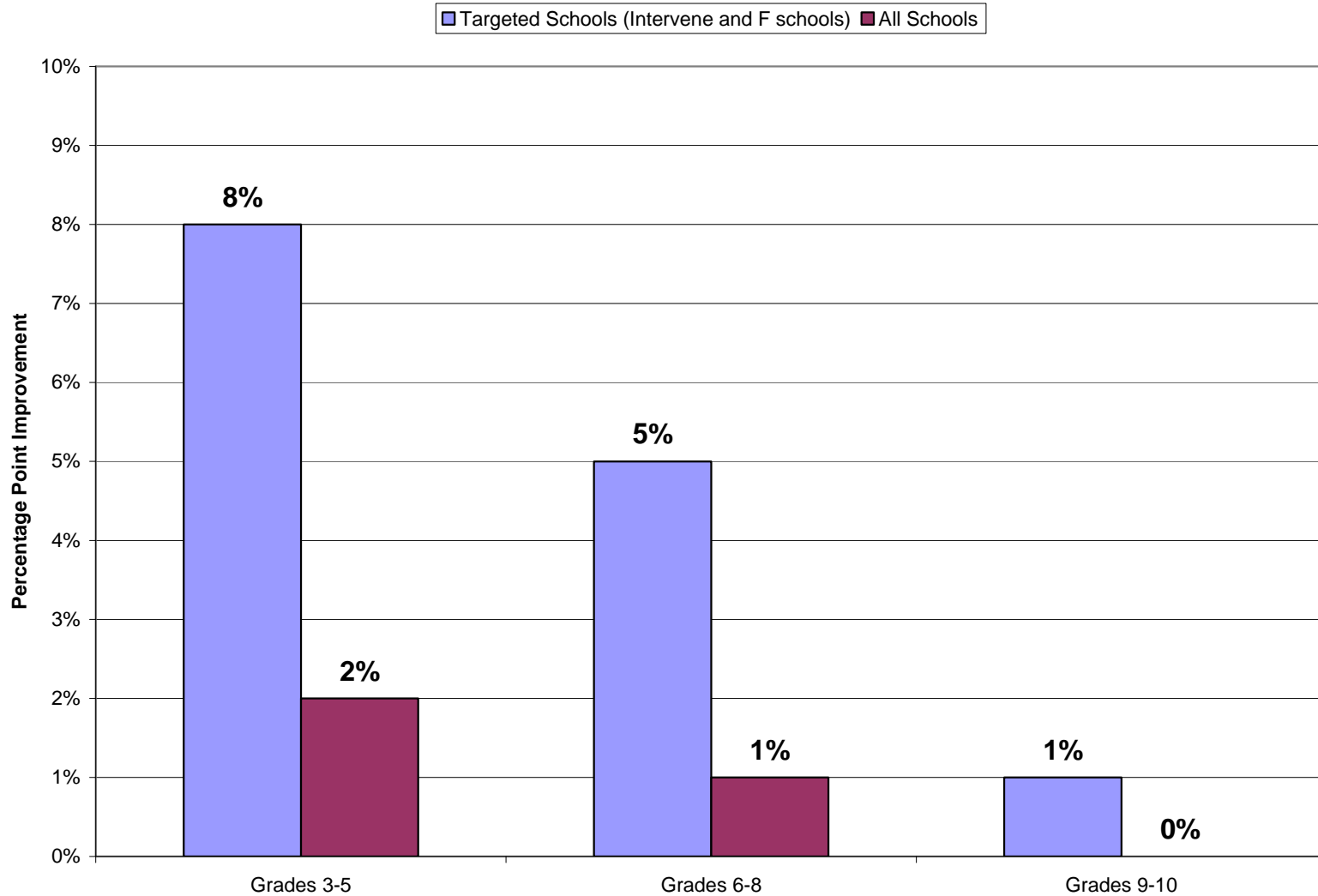
Presented by:
Dr. Frances Haithcock
Chancellor of Public Schools

Florida Department of Education
Dr. Eric J. Smith,
Commissioner

DA Schools Academic Growth

- **DA schools showed more improvements than the state**
- **Schools that received direct support, Intervene & F Schools, showed even more growth**

Growth from 2008 to 2009 of Students Scoring 3 + on FCAT Reading



Growth from 2008 to 2009 of Students Scoring 3 + on FCAT Reading

Grades 3-5

- **72% of Intervene and F Schools Showed Growth**

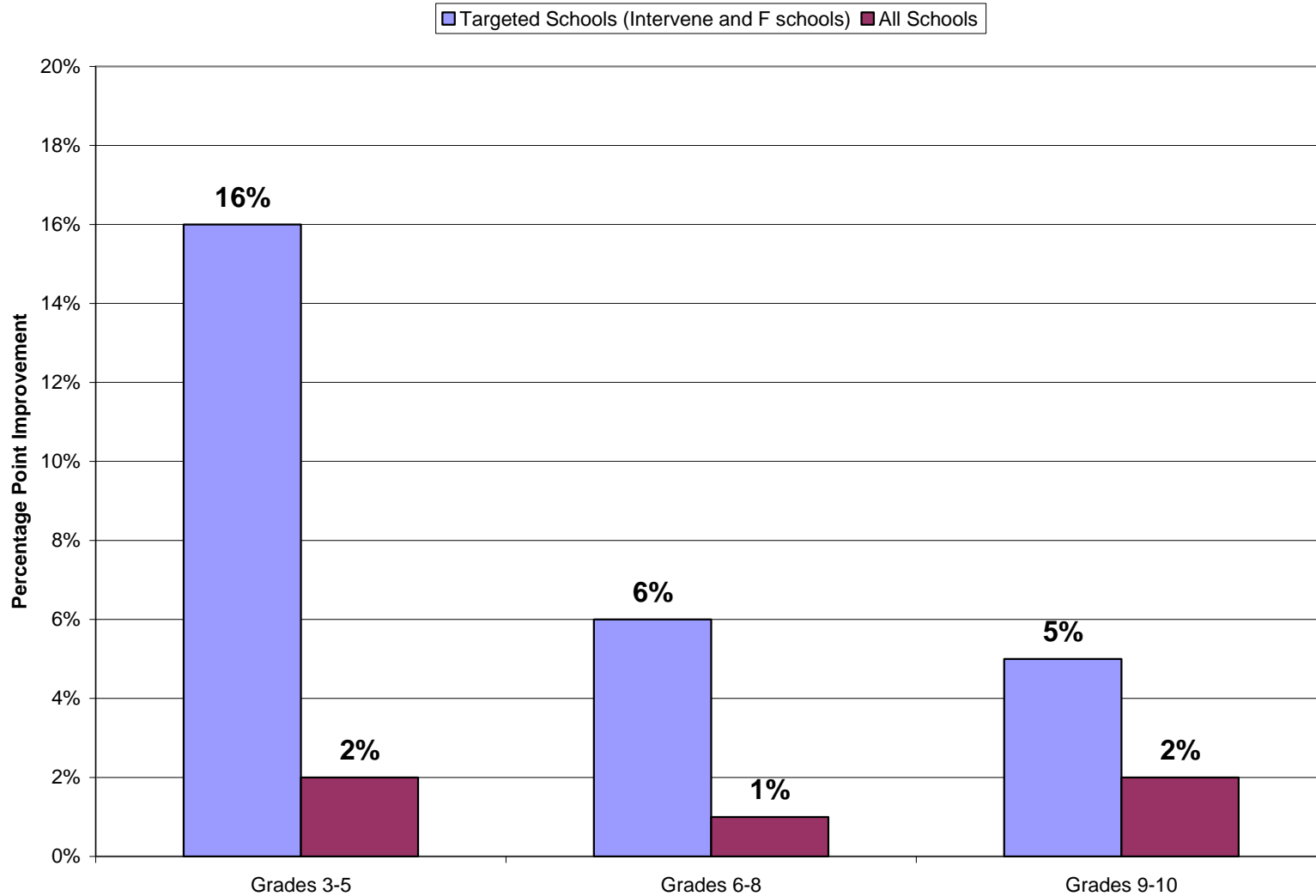
Grades 6-8

- **71% of Intervene and F Schools Showed Growth**

Grades 9-10

- **56% of Intervene and F Schools Showed Growth**

Growth from 2008 to 2009 of Students Scoring 3 + on FCAT Mathematics



Growth from 2008 to 2009 of Students Scoring 3 + on FCAT Mathematics

Grades 3-5

- **83% of Intervene and F Schools Showed Growth**

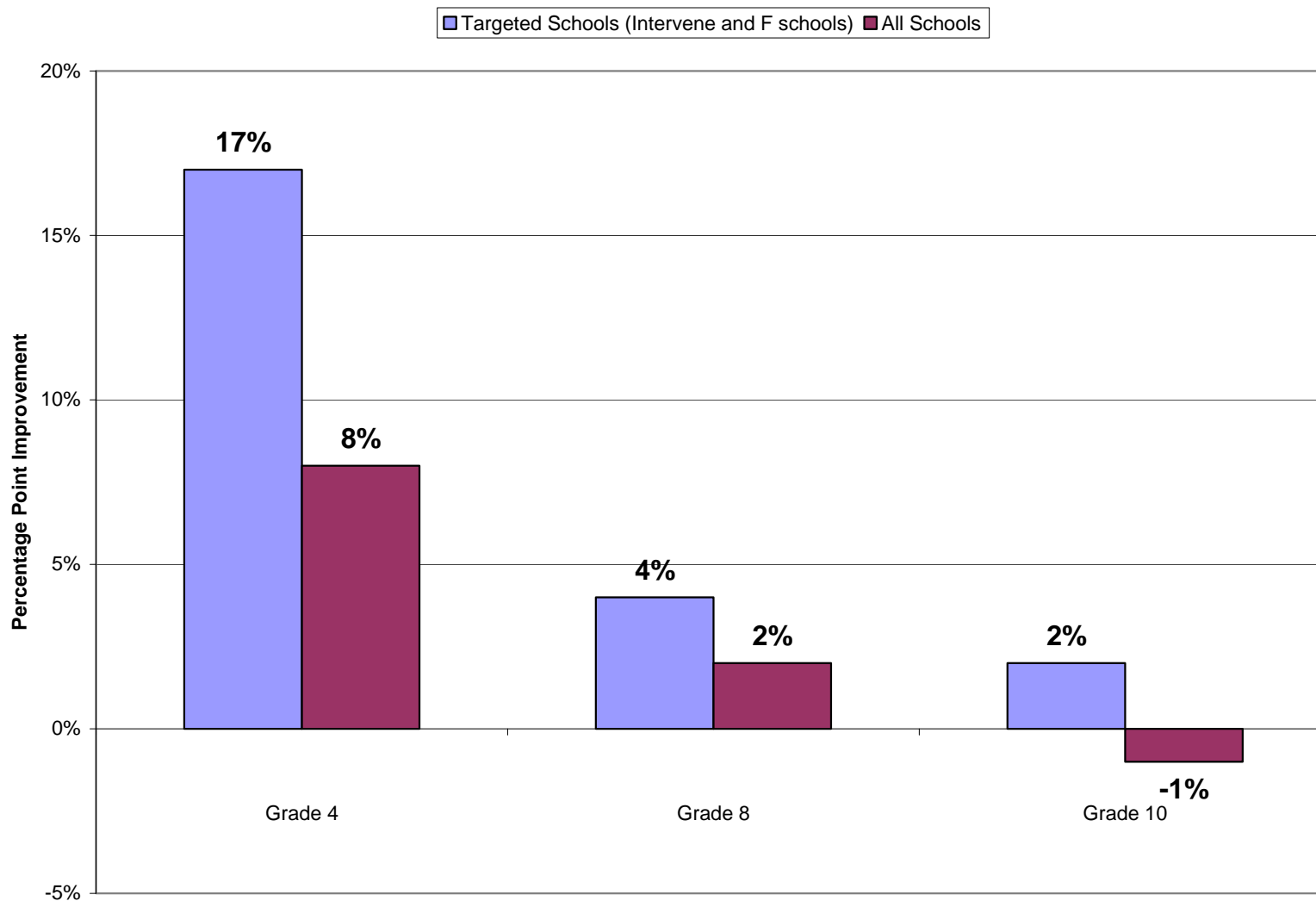
Grades 6-8

- **86% of Intervene and F Schools Showed Growth**

Grades 9-10

- **69% of Intervene and F Schools Showed Growth**

Growth from 2008 to 2009 of Students Scoring 3.5 + on FCAT Writing



Growth from 2008 to 2009 of Students Scoring 3.5 + on FCAT Writing

Grade 4

- **83% of Intervene and F Schools Showed Growth**

Grade 8

- **100% of Intervene and F Schools Showed Growth**

Grade 10

- **38% of Intervene and F Schools Showed Growth**

DA Schools' Grades and AYP Status

- **79% of Intervene & F Schools Improved total AYP %**
- **79% of Intervene & F Schools Improved School Grade by 1 or more letter grades**
- **38% of Intervene & F Schools Improved School Grade by 2 or more letter grades**
- **6 Elementary Schools increased from "F" to "A" and made 100% AYP**
 - **Dade – Liberty City Elementary School**
 - **Dade – Miami Community Charter School**
 - **Escambia – George S. Hallmark Elementary School**
 - **Escambia – Navy Point Elementary School**
 - **Orange – Mollie E. Ray Elementary School**
 - **Putnam – William D. Mosley Elementary School**