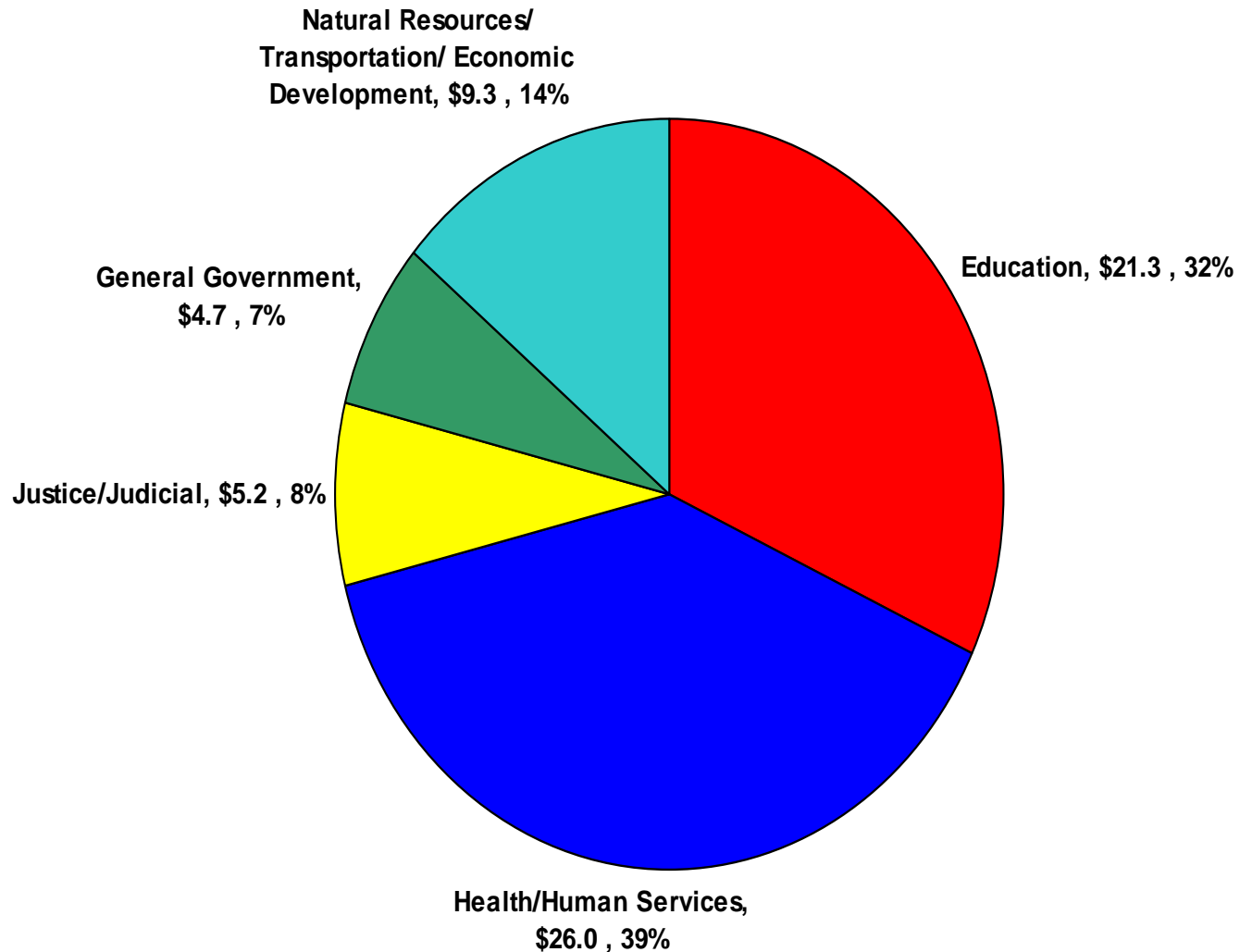


2009-10 Education Budget State Board of Education May 19, 2009

**Dr. Eric J. Smith
Commissioner of Education
Florida Department of Education**



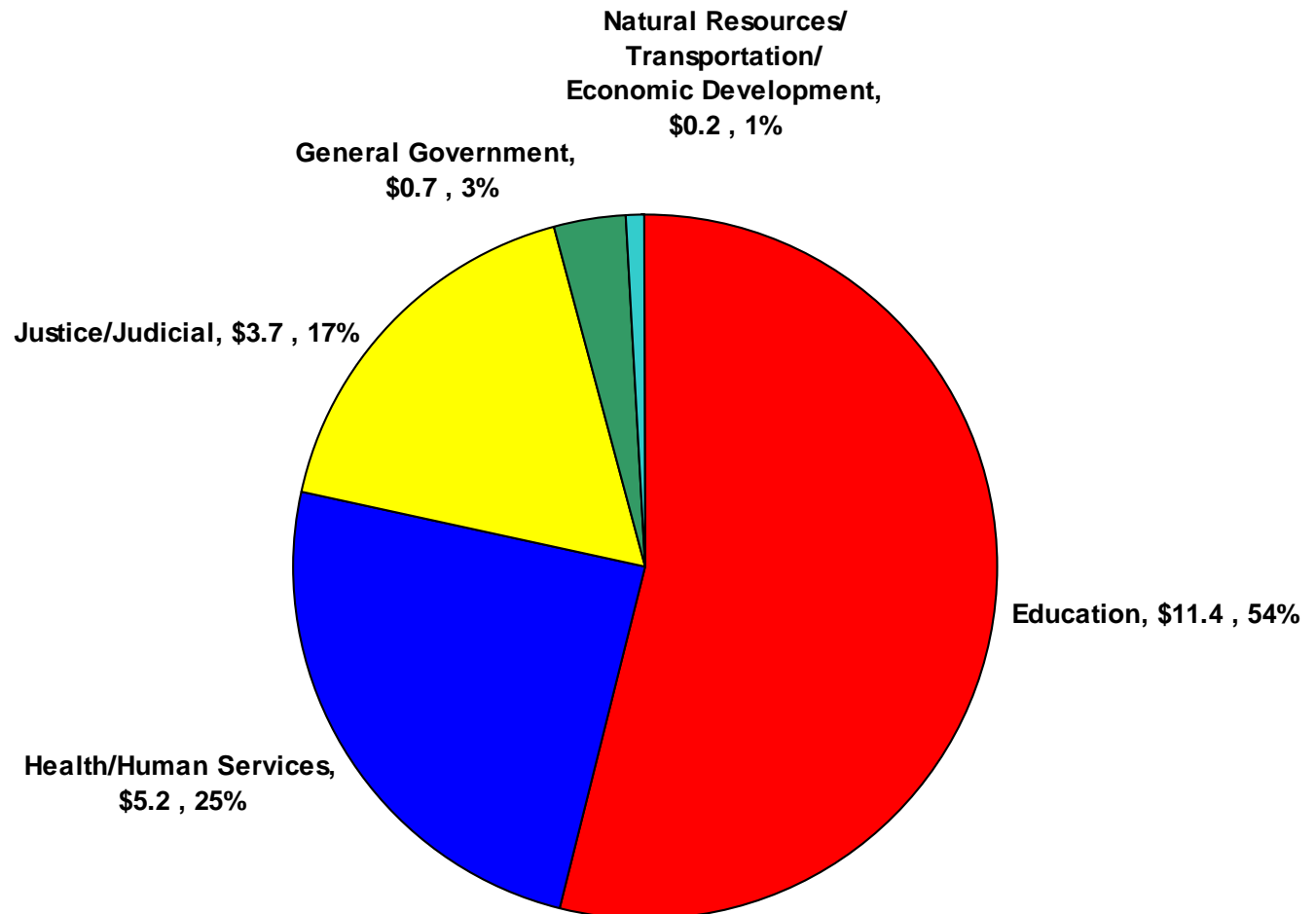
2009-10 Statewide Funds Operations and Fixed Capital Outlay = \$66.5 billion



2009-10 Statewide Funds Operations and Fixed Capital Outlay

	Revised January 2008-09 Appropriation		2009-2010 Appropriation		2009-10 Appropriation over/(under) 2008-09	2009-10 Appropriation
	\$ in Millions	% of Total State	\$ in Millions	% of Total State	\$ in Millions	% Change in State Share
Education	20,452.9	31.48%	21,272.8	31.97%	819.90	0.49%
Human Services	23,325.2	35.91%	26,043.4	39.14%	2,718.20	3.23%
Criminal Justice and Corrections and Judicial	4,877.8	7.51%	5,206.7	7.83%	328.90	0.32%
Natural Resources, Environment, Growth Management and Transportation	11,737.8	18.07%	9,293.5	13.97%	(2,444.30)	-4.10%
General Government	4,568.0	7.03%	4,720.0	7.09%	152.00	0.06%
Total State Appropriation	64,961.7	100.00%	66,536.4	100.00%	1,574.70	

2009-10 Statewide General Revenue Funds Operations and Fixed Capital Outlay = \$21.2 billion



2009-10 Statewide General Revenue Funds Operations and Fixed Capital Outlay

	Revised January 2008-09 Appropriation		2009-2010 Appropriation		2009-10 Appropriation over/(under) 2008-09	2009-10 Appropriation
	\$ in Millions	% of Total State	\$ in Millions	% of Total State	\$ in Millions	% Change in State Share
Education	12,280.8	49.83%	11,388.1	53.73%	(892.7)	3.90%
Human Services	7,010.2	28.45%	5,200.6	24.53%	(1,809.6)	-3.92%
Criminal Justice and Corrections and Judicial	4,169.4	16.92%	3,667.6	17.31%	(501.8)	0.39%
Natural Resources, Environment, Growth Management and Transportation	269.6	1.09%	169.2	0.80%	(100.4)	-0.29%
General Government	915.0	3.71%	768.3	3.63%	(146.7)	-0.08%
Total State Appropriation	24,645.0	100.00%	21,193.8	100.00%	(3,451.2)	

K-20 Budget Highlights

- \$19.3 billion appropriated from all funds for Florida K-20 educational operating budgets.
 - \$11.4 billion from the General Revenue Fund
 - \$1.1 billion from Lottery
 - \$6.8 billion from other trust funds
 - \$2.7 billion from Stabilization Funds
 - Budget website: www.myfloridahouse.gov

Summary of K-20 Operating Funds

	Revised January 2008-09 Appropriation	2009-10 Appropriation	2009-10 Appropriation \$ and % Increase/(Decrease) over 2008-09	
Early Learning	355,090,714	367,189,114	12,098,400	3.41%
K-12	11,111,722,970	12,784,849,911	1,673,126,941	15.06%
Community Colleges	1,057,264,672	1,051,576,796	(5,687,876)	(0.54%)
Workforce	513,604,903	508,287,255	(5,317,648)	(1.04%)
Vocational Rehabilitation	203,680,968	223,501,755	19,820,787	9.73%
Blind Services	52,322,248	60,660,911	8,338,663	15.94%
Private Colleges and Universities	127,073,915	114,837,105	(12,236,810)	(9.63%)
SFA/State and Federal	600,018,968	582,188,342	(17,830,626)	(2.97%)
State Board of Education	209,069,720	218,767,344	9,697,624	4.64%
Sub-total	14,229,849,078	15,911,858,533	1,682,009,455	11.82%
State Universities/BOG	3,317,657,984	3,412,955,714	95,297,730	2.87%
Total	17,547,507,062	19,324,814,247	1,777,307,185	10.13%

2009-10 K-20 Operating Budget

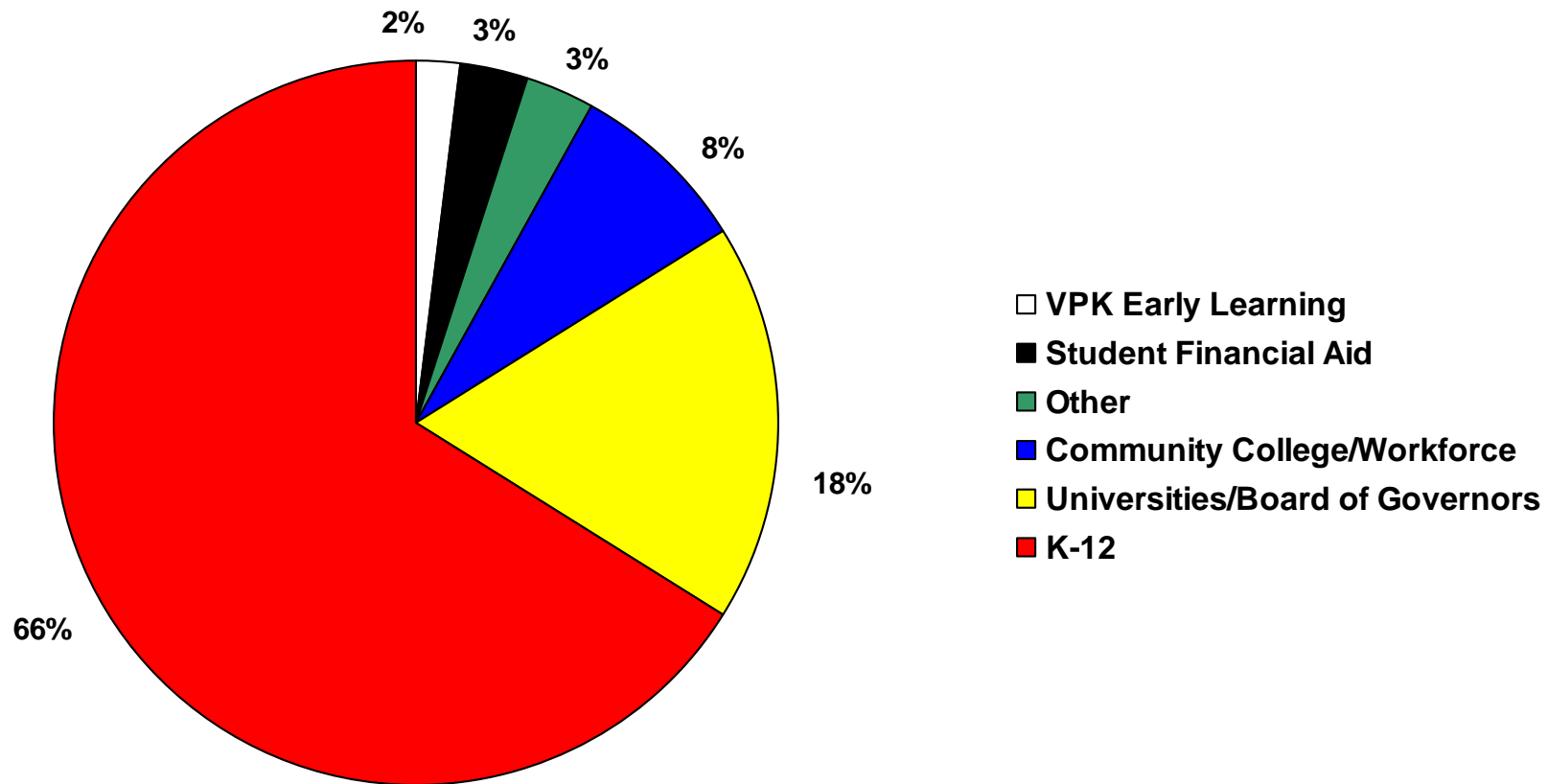


Chart of Entire 2009-10 K-20 Education Budget by Area Excluding Capital Outlay

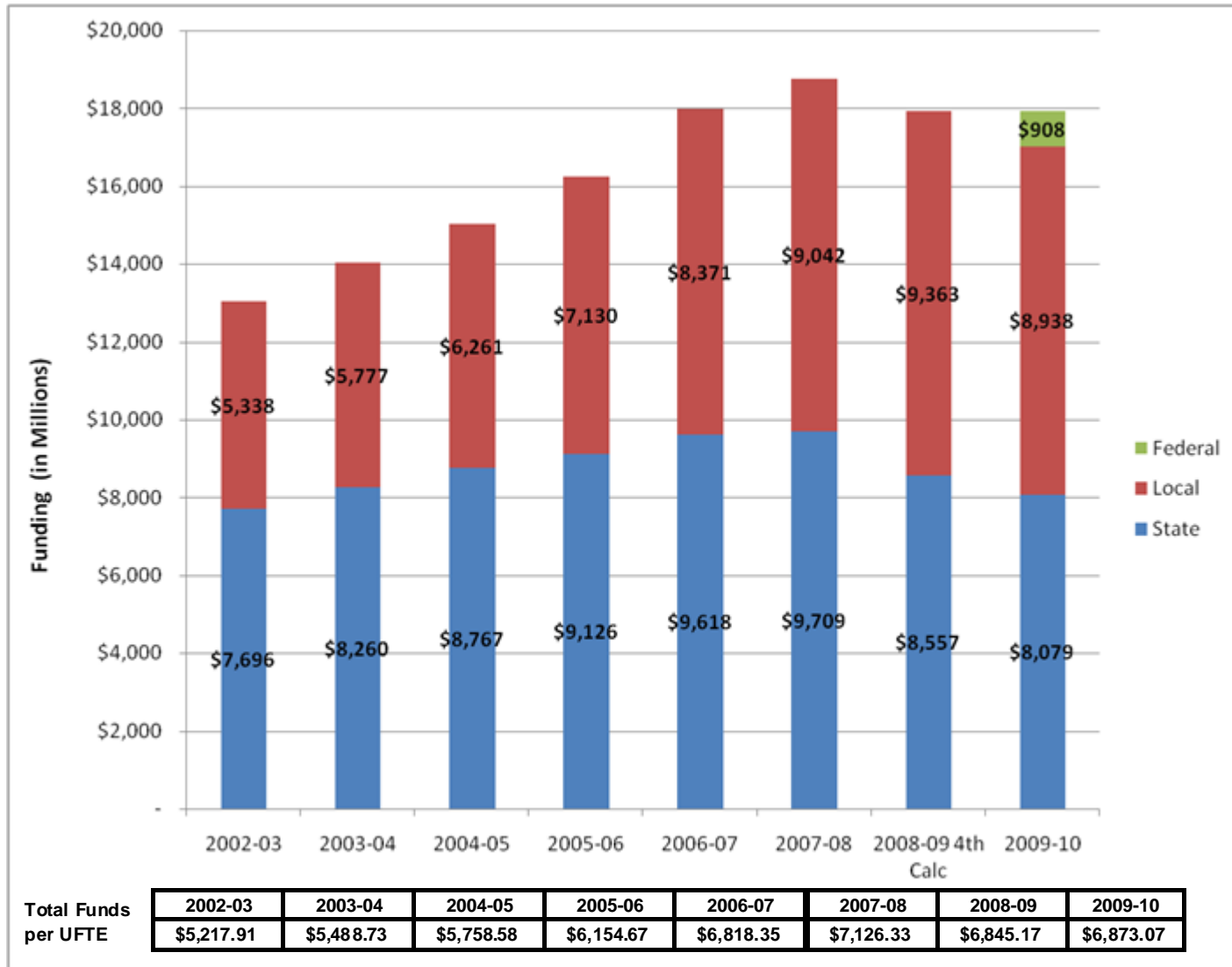
Enrollment Changes for 2009-10

- 6,456 Early Learning students
- (10,000) decline in K-12 students
- 10,499 Workforce Education students
- 25,284 Community College students
- 181 University students
- Student Financial Aid
 - 10,952 Bright Futures recipients
 - 5,520 Florida Student Financial Assistance recipients

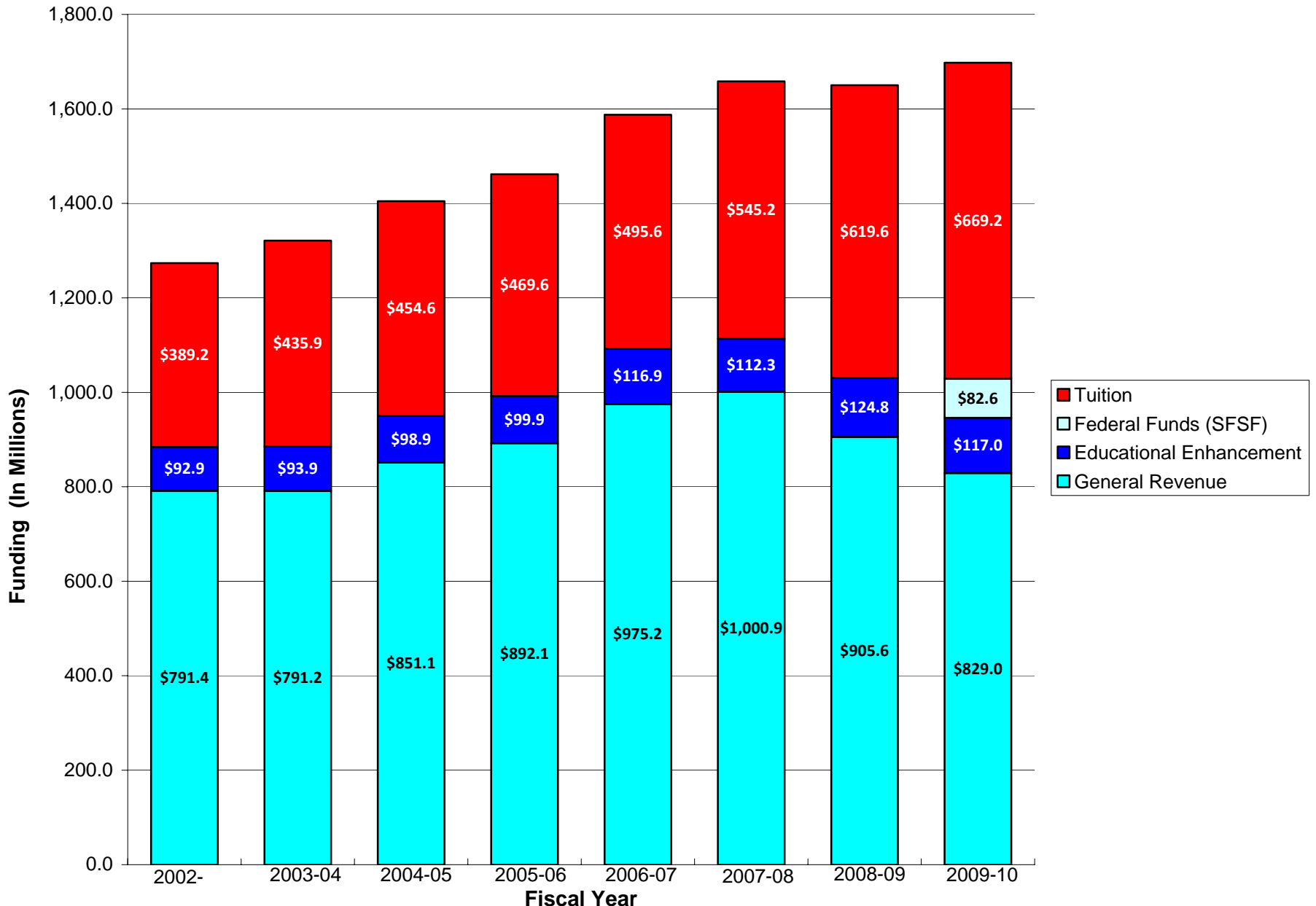
K-12 Budget Highlights

- Funding in the Florida Education Finance Program (FEFP) for 9,999.73 fewer students - total to be served 2,608,006.73.
- Funding for the FEFP, in federal, state, and local revenue, is \$17.925 billion - an increase of \$5.1 million or 0.03%.
- FEFP funds per student will be \$6,873.07 - an increase of \$28.21 or 0.41%.

FEFP Funding History



The Florida College System Operating Budget Funding History



Total	\$4,466	\$4,436	\$4,764	\$5,080	\$5,537	\$5,427	\$4,988	\$5,132
Funding/FTE:								

2009-10 Appropriation Just Read, Florida!

	Revised January 2008-09 Appropriation	2009-10 Appropriation	2009-10 Appropriation \$ and % Increase/(Decrease) over 2008-09	
FEFP	109,102,676	101,923,720	(7,178,956)	(6.58%)
Non-FEFP	11,750,000	-0-	(11,750,000)	(100%)
Federal	58,043,873	9,600,000	(48,443,873)	(83.46%)
Total	178,896,549	111,523,720	(67,372,829)	(37.66%)



State Board of Education

	Revised January 2008-09 Appropriation	2009-10 Appropriation	2009-10 Appropriation \$ and % Increase/(Decrease) over 2008-09	
Salaries and Benefits	73,389,897	71,907,747	(1,482,150)	(2.02%)
Expenses	24,819,170	23,306,690	(1,512,480)	(6.09%)
Operating Capital Outlay	2,088,897	1,719,708	(369,189)	(17.67%)
Assessment and Evaluation	71,461,338	85,497,299	14,035,961	19.64%
Contracted Services	19,266,404	20,005,229	738,825	3.83%
Total Positions	1,200	1,142	(58)	(4.83%)

Summary of Fixed Capital Outlay

Appropriation Category Title	Revised January 2008-09 Appropriation	2009-10 Appropriation	2009-10 Appropriation \$ and % Increase/(Decrease) over 2008- 09	
Florida School for the Deaf and Blind Capital Projects	13,399,103	13,160,619	-238,484	-1.78%
Division of Blind Services - Capital Projects	3,967,100	4,062,500	95,400	2.40%
Public Broadcasting Projects	2,412,231	4,806,000	2,393,769	99.23%
Maintenance, Repair, Renovation, and Remodeling (1) (2)	220,435,891	139,544,804	-80,891,087	-36.70%
Special Facility Construction Account	14,946,948	12,762,458	-2,184,490	-14.61%
Vocational-Technical Facilities	4,500,000	0	-4,500,000	-100.00%
Joint-Use Facilities Projects	14,795,618	0	-14,795,618	-100.00%
Survey Recommended Needs - Public Schools	145,633,177	0	-145,633,177	-100.00%
Local Tax equivalent funding for Developmental Research Schools (2)	5,164,974	6,254,738	1,089,764	21.10%
Community College Projects	365,610,508	84,221,380	-281,389,128	-76.96%
SUS Projects	425,234,450	104,855,904	-320,378,546	-75.34%
Public School Class-Size Reduction Construction	0	0	0	100.00%
Debt Service	1,114,493,317	1,089,985,025	-24,508,292	-2.20%
Classrooms First and 1997 School Capital Outlay Bond Programs	166,934,217	166,957,717	23,500	0.01%
Class Size Reduction - Debt Service - Lottery Capital Outlay	155,000,000	151,922,482	-3,077,518	-1.99%
School District and Community College	28,000,000	28,000,000	0	0.00%
Community College Facilities Matching Program	8,810,309	0	-8,810,309	-100.00%
Lake Wales Charter School Project	0	500,000	500,000	100.00%
SUS Construction Projects	0	0	0	100.00%
SUS Capital Improvement Fee Projects	122,000,000	0	-122,000,000	-100.00%
SUS Concurrency Requirements	0	0	0	100.00%
SUS Ancillary Facilities Construction	141,000,000	141,000,000	0	0.00%
SUS Facility Enhancement Challenge Grants	4,889,691	0	-4,889,691	-100.00%
Total Department of Education Fixed Capital Outlay	2,957,227,534	1,948,033,627	-1,009,193,907	-34.13%

(1) Includes charter schools fixed capital outlay appropriations of \$55,066,208 for 2008-09 and \$56,112,466 for 2009-10.

(2) For 2009-10, the appropriation will be adjusted based on the adoption of legislation to reduce the District School Tax from 1.75 mills to 1.5 mills.



Finance-Related Legislation

Senate Bill 2600

General Appropriations Act

- Florida Education Finance Program:
 - 0.25 mills discretionary operating levy equalization is eliminated
 - The declining enrollment supplement reduced from 50% to 25%
 - School Recognition awards reduced from \$85 to \$75 per FTE
 - Allocation of lottery funds to school advisory councils reduced from \$10 to \$5 per FTE

Senate Bill 2600

General Appropriations Act

- Florida Education Finance Program:
 - Minimum guarantee is negative 10 percent (-10%) per FTE
 - New discretionary operating levy of 0.748 mills
 - Additional supermajority discretionary levy of 0.25 mills for critical operating or capital outlay needs

Senate Bill 2600

General Appropriations Act

- Allocations to School Districts from State Fiscal Stabilization Funds (SFSF):
 - Education SFSF through the FEFP - \$875.0 million
 - Government Services SFSF through the FEFP - \$32.9 million
 - Education SFSF for Workforce Education - \$19.4 million
 - Government Services SFSF for Workforce Education - \$5.1 million

- Application necessary to access the funds



Senate Bill 1676

PK-12 Budget Conforming Bill

■ Compensation:

- Caps and/or reduces school board member and superintendent salaries
- Limits the maximum length of contracts for certain district personnel
- Eliminates requirement to recognize prior teaching experience



Senate Bill 1676

PK-12 Budget Conforming Bill

■ Flexibility:

- Makes permanent flexibility provisions for categorical programs
- Removes the limitation on the use of discretionary capital millage for lease purchase agreements
- Eliminates the requirement for a 180 day school year

Senate Bill 1676

PK-12 Budget Conforming Bill

■ Millage Revisions:

- Discretionary capital outlay millage rate is reduced from 1.75 mills to 1.5 mills
- Authorizes an additional levy of up to 0.25 mill for discretionary capital outlay in lieu of a like amount of discretionary operating millage
- Authorizes, by a supermajority vote of the school board, the levy of an additional 0.25 mill for critical operating or capital purposes
- Establishes a prior period funding adjustment to the required local effort millage rate for each district to recapture unrealized local ad valorem revenue from the prior year



Senate Bill 1676

PK-12 Budget Conforming Bill

- **Class Size Reduction:**
 - Continues compliance requirements at the school level for 2009-10
 - Revises fiscal consequences for noncompliance beginning in 2010-11



Senate Bill 1676

PK-12 Budget Conforming Bill

- FEFP Changes:
 - Eliminates the Florida Virtual School's participation in class size funding
 - Study hall may no longer be reported for FEFP funding

Senate Bill 1696

Higher Education Budget Conforming Bill

■ Community Colleges:

- Caps termination, buy-out, or settlement clauses to a maximum of one year of an employee's annual salary
- Clarifies requirements for establishing residency for tuition purposes
- Community College Facility Enhancement Challenge Grant Program:
 - Authorizes community colleges to initiate projects based on the receipt of private funds, prior to receiving state matching funds
 - Requires notification of private funds donors of delays in state matching funds
- Dr. Phillip Benjamin Matching Grant Program:
 - Requires notification of private funds of delays in state matching funds

Senate Bill 1696

Higher Education Budget Conforming Bill

■ Community Colleges:

□ State Support for Baccalaureate Programs:

- Eliminates the provision that state support for recurring operating expenses for baccalaureate programs shall be no more than 85% of the direct instructional costs per credit hour in upper level state universities
- Eliminates provisions regarding community colleges exceeding the level of state support appropriated for baccalaureate programs
- Provides that state support for baccalaureate programs approved by the State Board of Education shall be as provided in the General Appropriations Act

Senate Bill 1696

Higher Education Budget Conforming Bill

■ Bright Futures:

- Awards are now established by the General Appropriations which provides no increase over the 2008-09 funding levels
- Eliminates funding for courses dropped after the end of the drop and add period
- Full-time students must complete 24 semester hours annually to qualify for renewal

Senate Bill 1696

Higher Education Budget Conforming Bill

- Other Changes Relating to State Funded Student Financial Assistance Programs:
 - Provides that awards shall be pro-rated annually based on available appropriations:
 - Critical Teacher Shortage Program
 - Rosewood Family Scholarship Program
 - Florida Teacher Scholarship & Forgivable Loan Program
 - Critical Teacher Shortage Student Loan Forgiveness Program
 - Minority Teacher Education Scholars Program
 - Recipients of First Generation Matching Grant Program scholarships must meet financial eligibility requirements for need-based aid