

Preliminary 2007-08 VPK  
Provider Kindergarten  
Readiness Rates:  
Setting the Minimum Rate



[vpk.fldoe.org](http://vpk.fldoe.org)

State Board of Education  
January 21, 2009

# Timelines

---

- January 15, 2009
  - Preliminary Rates Released via Web Site
- January 15 – February 29, 2009
  - Dispute Process and Recalculation of Rates
- January 21, 2009
  - Minimum Rate Set by State Board
- February 18, 2009
  - Release of Final Rates

## 2007-08 Preliminary VPK Provider Kindergarten Readiness Rates

---

- *Children who participated in the VPK program performed better on the kindergarten screening than children who did not participate.*
- *Florida's 2007-08 Preliminary VPK Provider Kindergarten Readiness Rate reflects the performance of **91% of all VPK providers.***
- *Based on the Preliminary Rates, **85%** of Florida's VPK providers earned a readiness rate of **214 or higher** out of a possible 300 points.*

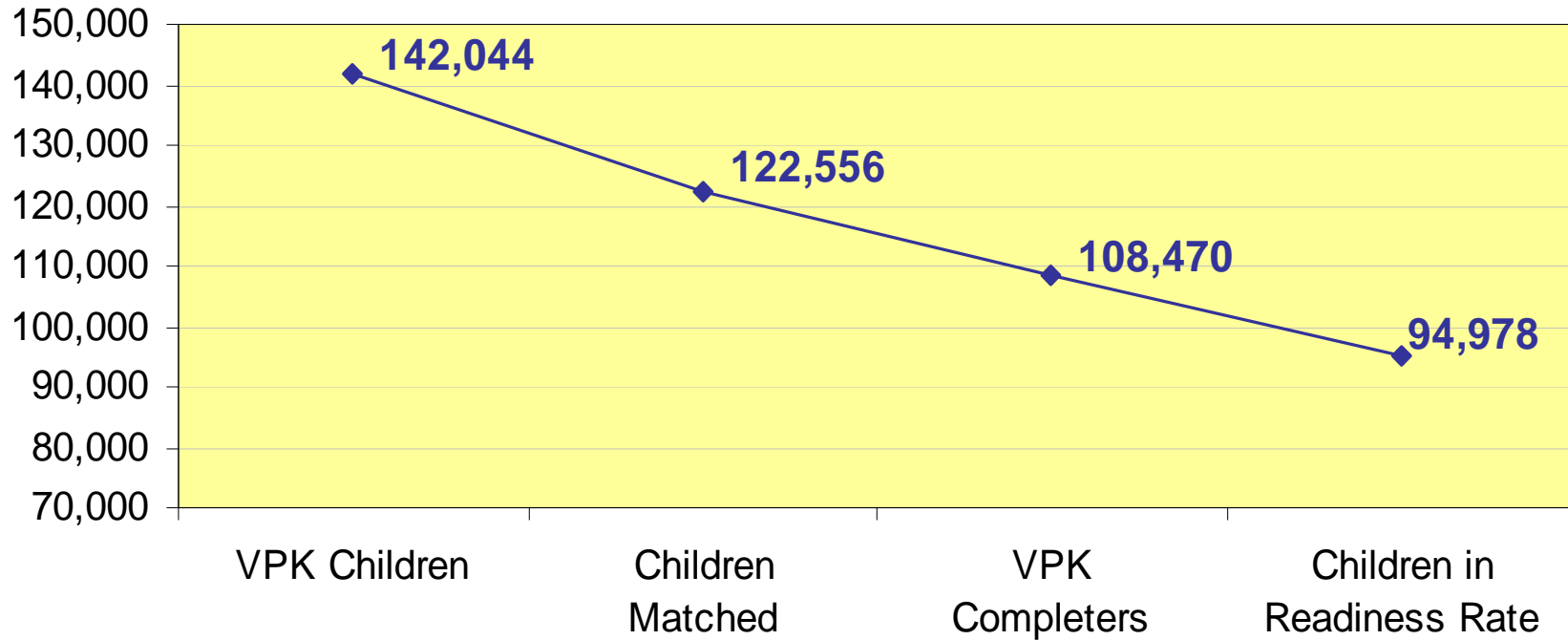
# Readiness Rates & Data Matching

- AWI/Coalition Data
  - VPK Providers
    - Program Type
    - Provider Type
    - Faith-Based Status
  - VPK Children
  
- DOE Files
  - Kindergarten Demographics
  - Kindergarten Screening Results



# 2007-08 VPK Children

Calculation of 2007-08 Readiness Rates: VPK Children



## 2007-08 VPK Children: Preliminary Demographics (142,044)

	<b>Frequency</b>	<b>Percent</b>
Female	69,727	49%
Male	72,317	51%
English Language Learners	20,736	15%
Not English Language Learners	94,332	66%
Unknown*	26,976	19%

\*Unknown = Students served in VPK but not matched against DOE demographic or Kindergarten Screening data.

## 2007-08 VPK Children: Preliminary Demographics (142,044)

	<b>Frequency</b>	<b>Percent</b>
Students with Disabilities	6,850	5%
Not Students with Disabilities	115,814	82%
Unknown*	19,380	14%
Free/Reduced Price Lunch	58,896	41%
Not Free/Reduced Price Lunch	56,172	40%
Unknown*	26,976	19%

\*Unknown = Students served in VPK but not matched against DOE demographic or Kindergarten Screening data.

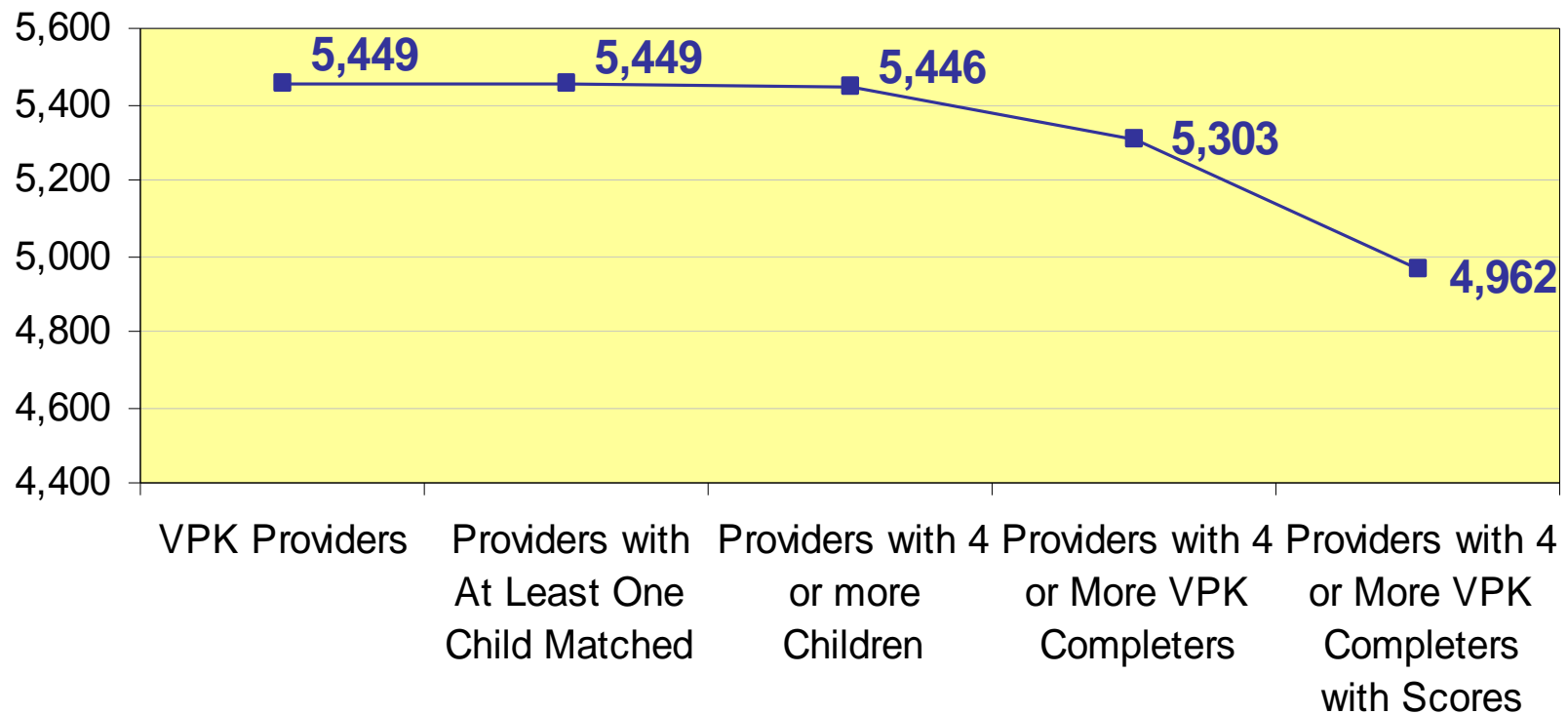
# 2007-08 VPK Children: Preliminary Demographics (142,044)

	<b>Frequency</b>	<b>Percent</b>
White	50,350	35%
African American	24,261	17%
Hispanic	30,482	21%
Multiracial	6,605	5%
Asian	3,102	2%
American Indian	268	<1%
Unknown*	26,976	19%

\*Unknown = Students served in VPK but not matched against DOE demographic or Kindergarten Screening data.

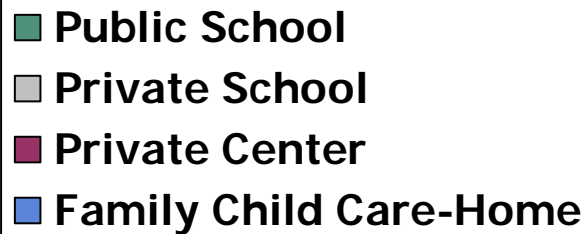
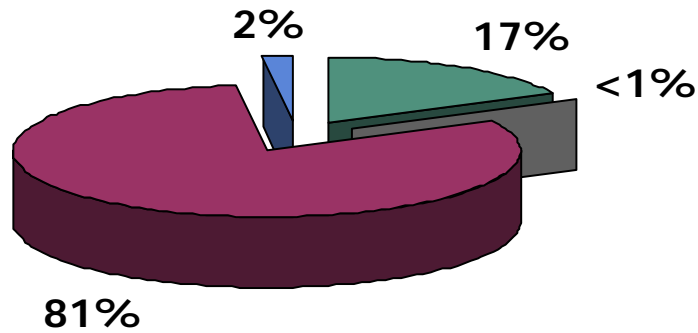
# 2007-08 VPK Providers

## Calculation of 2007-08 Readiness Rates: VPK Providers

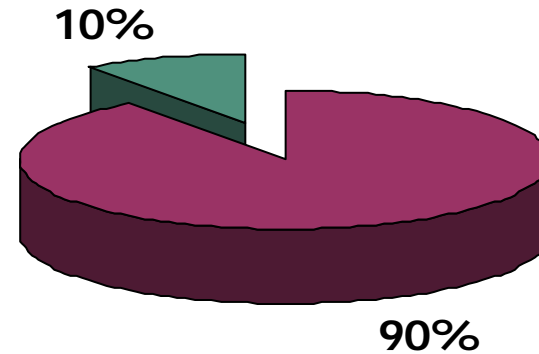


# 2007-08 VPK Providers

## Provider Type



## Program Type



FLORIDA DEPARTMENT OF EDUCATION  
2007-08 Preliminary Voluntary Prekindergarten (VPK) Provider Kindergarten Readiness Rate Report

Program Type: <input checked="" type="checkbox"/> School-Year <input type="checkbox"/> Summer	2005-06 Low Performing Provider: <input type="checkbox"/> Yes <input checked="" type="checkbox"/> No
	2006-07 Low Performing Provider: <input type="checkbox"/> Yes <input checked="" type="checkbox"/> No
	2007-08 2007-08 Preliminary VPK Provider Kindergarten Readiness Rate: <u>288</u>

Children Included in VPK Provider Kindergarten Readiness Rate Calculation

<u>Children Served</u>	<u>Children Meeting Substantial Completion</u>	<u>Children Screened on Any Measure</u>	<u>Children Screened on Letter Naming in Spanish (IDEL®)</u>	<u>Children in Readiness Rate Calculation</u>	<u>Percent of Children in Readiness Rate Calculation</u>
<u>18</u>	<u>18</u>	<u>16</u>	*	<u>16</u>	<u>89</u>

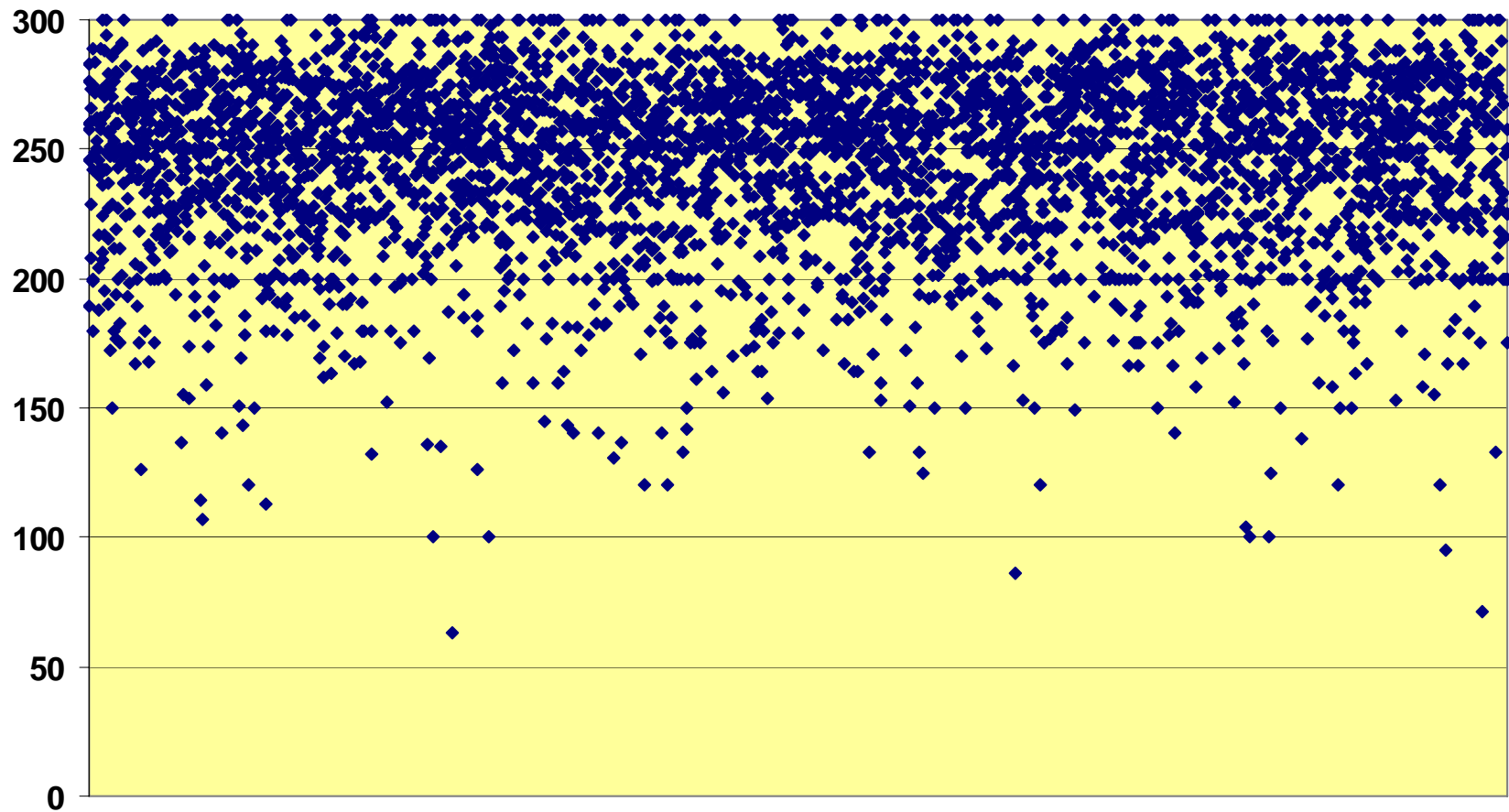
VPK Provider Kindergarten Readiness Rate Calculation

	ECHOS™	DIBELS® Letter Naming Fluency (or IDEL®)	DIBELS® Initial Sound Fluency
<u>Children Ready for Kindergarten:</u> ECHOS™: Demonstrating or Emerging Progressing DIBELS® Letter Naming Fluency (or IDEL®) and Initial Sound Fluency: Above Average or Low Risk.	15	16	14
<u>Children Screened:</u> The number of children screened on each of the three measures.	15	16	16
<u>Percent of Children Ready for Kindergarten:</u> The number of Children Ready for Kindergarten divided by the number of Children Screened on each measure.	100	100	88
The <u>VPK Provider Kindergarten Readiness Rate</u> is the sum of the Percent of Children Ready for Kindergarten.	288		

\* No data are displayed when there are less than 10 children

For more information, contact Florida Department of Education/Office of Early Learning, by calling (850) 245-0445 or 1-866-447-1159 or via e-mail at [earlylearning@fldoe.org](mailto:earlylearning@fldoe.org)

# 2007-08 Preliminary Readiness Rates Distribution (4,962)



# Minimum Kindergarten Readiness Rate

---

Section 1002.69(6), F.S., requires:

- State Board of Education adoption of a minimum kindergarten readiness rate that, **if achieved by a provider would demonstrate the provider's satisfactory delivery of the VPK program.**
- The minimum rate may not exceed the rate at which more than 15% of all providers would fall below the minimum rate.

# Minimum Readiness Rate

---

- To comply with the requirements of section 1002.69(6), F.S., it is recommended that the minimum rate be set so that no more than 15% of the providers fall below that rate.
- Based on the Preliminary Rates, 15% or 738/4,962 VPK providers have a 2007-08 Preliminary Rate below 214.

# Contact Information

Office of Early Learning  
Florida Department of Education  
(850) 245-0445; 1-866-447-1159  
[earlylearning@fldoe.org](mailto:earlylearning@fldoe.org)

