



# State Board of Education Update on the Class Size Amendment February 4, 2008

Linda Champion


Deputy Commissioner, Finance and Operations

# The Constitutional Amendment

## Limits Class Sizes

November 2002 establishing, by the beginning of the 2010-2011 school year, the maximum number of students in core-curricula courses assigned to a teacher in each of the following three grade groups:

- ❖ 18 students in Prekindergarten through Grade 3.
- ❖ 22 students in Grades 4 through 8
- ❖ 25 students in Grades 9 through 12



**Section 1003.03(2), Florida Statutes,  
Implements the Constitutional Amendment by  
Establishing measures for Compliance.**

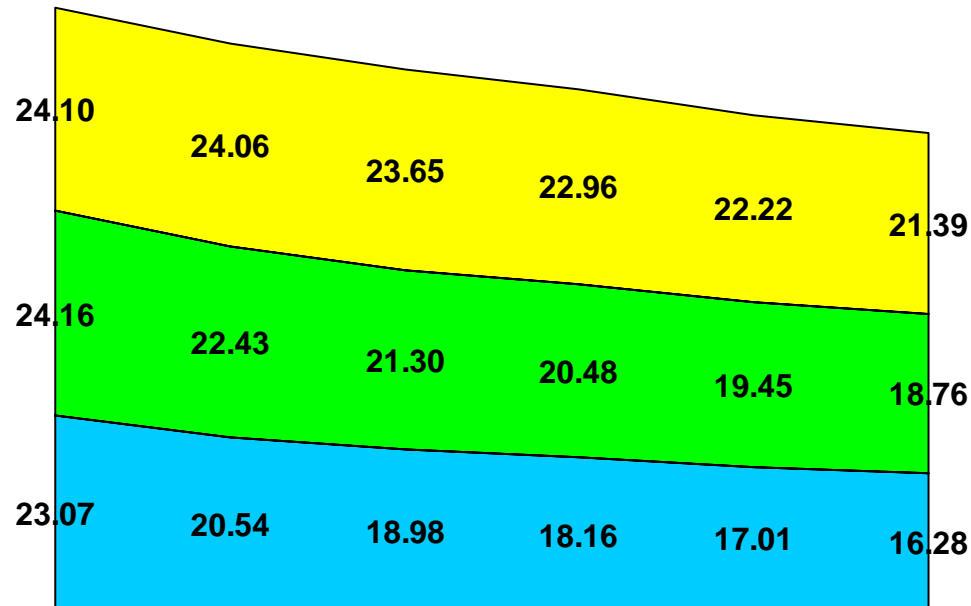
- ❖ Establishes a baseline based on data from the February 2003 student membership survey.
- ❖ Establishes a method of measuring compliance and schedule for implementation.
- ❖ Establishes requirements of those districts found to be non-compliant.

**Section 1003.03(2), Florida Statutes,**  
**Schedule for Implementation of Compliance with**  
**the Constitutional Amendment**

Level at Which Compliance Will Be Measured  
For All Grade Groups by Year

School Year	Compliance Measured at
2003-04 to 2005-06	District-Level
2006-07 & 2007-08	School-Level
2008-09 & After	Classroom-Level

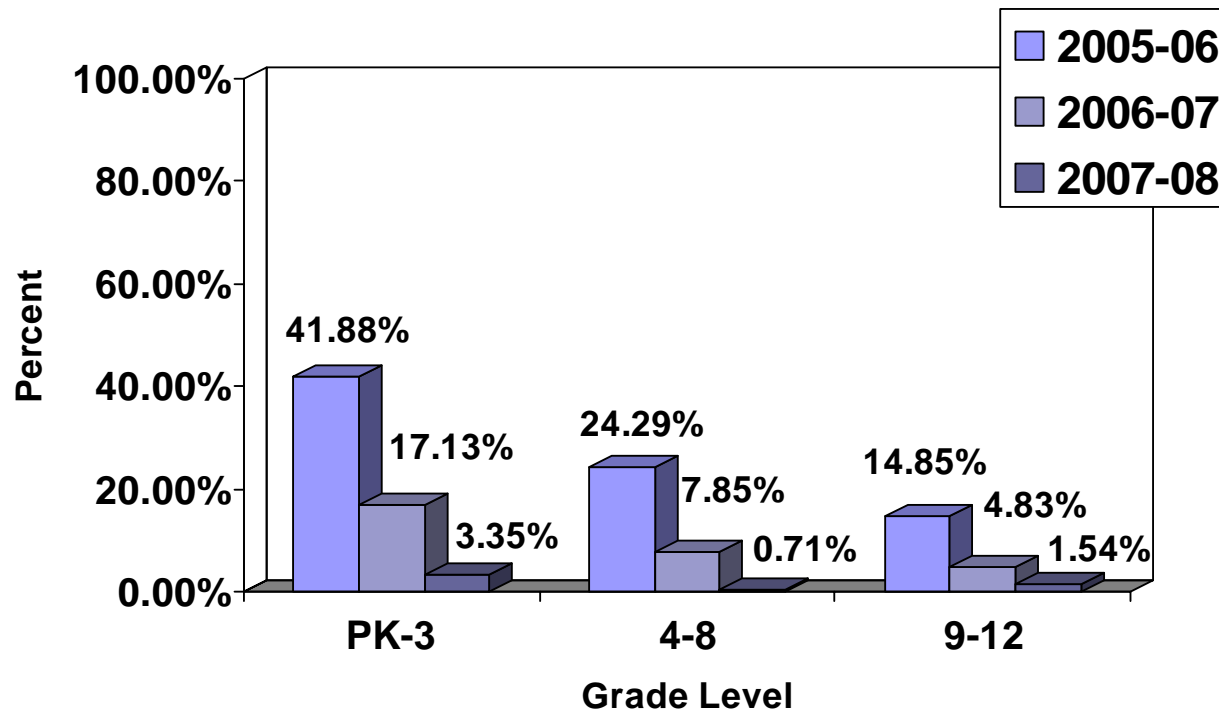
# Trends in Class Size Reduction 2002-2003 to 2007-2008



	2002-2003	2003-2004	2004-2005	2005-2006	2006-2007	2007-08
Grades 9-12	24.10	24.06	23.65	22.96	22.22	21.39
Grades 4-8	24.16	22.43	21.30	20.48	19.45	18.76
Grades PK-3	23.07	20.54	18.98	18.16	17.01	16.28

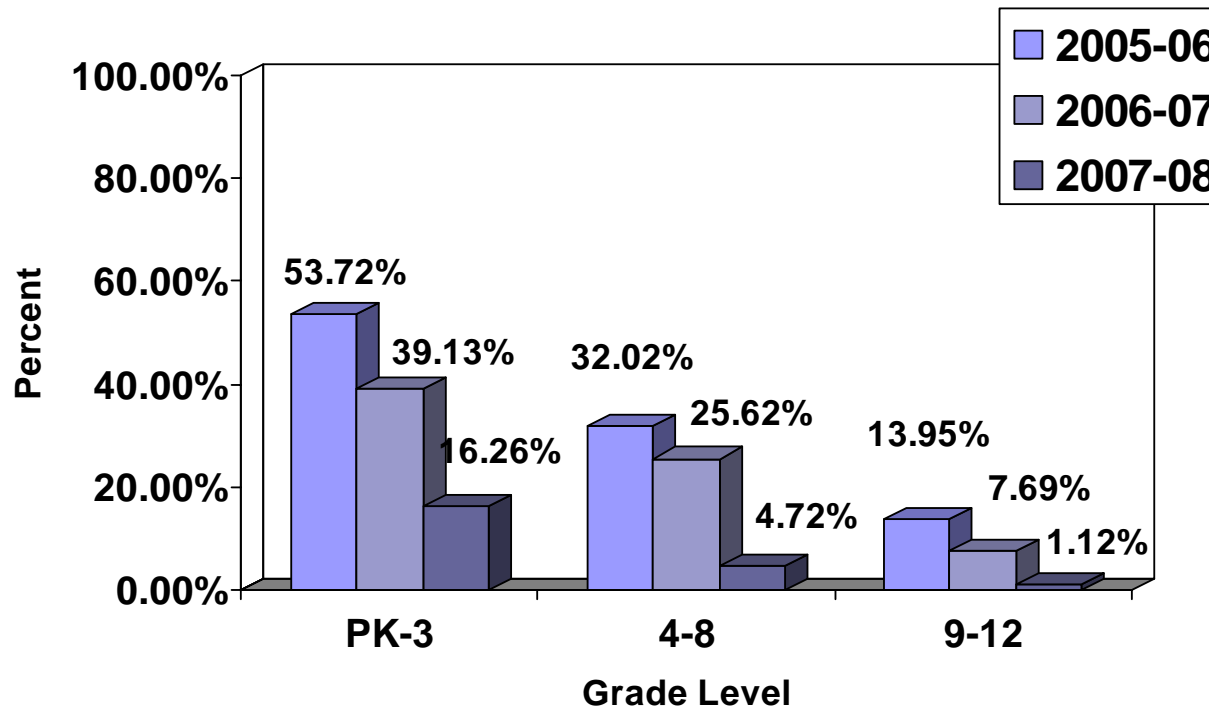
# Percent of Schools Over Class Size Cap

## Traditional Schools



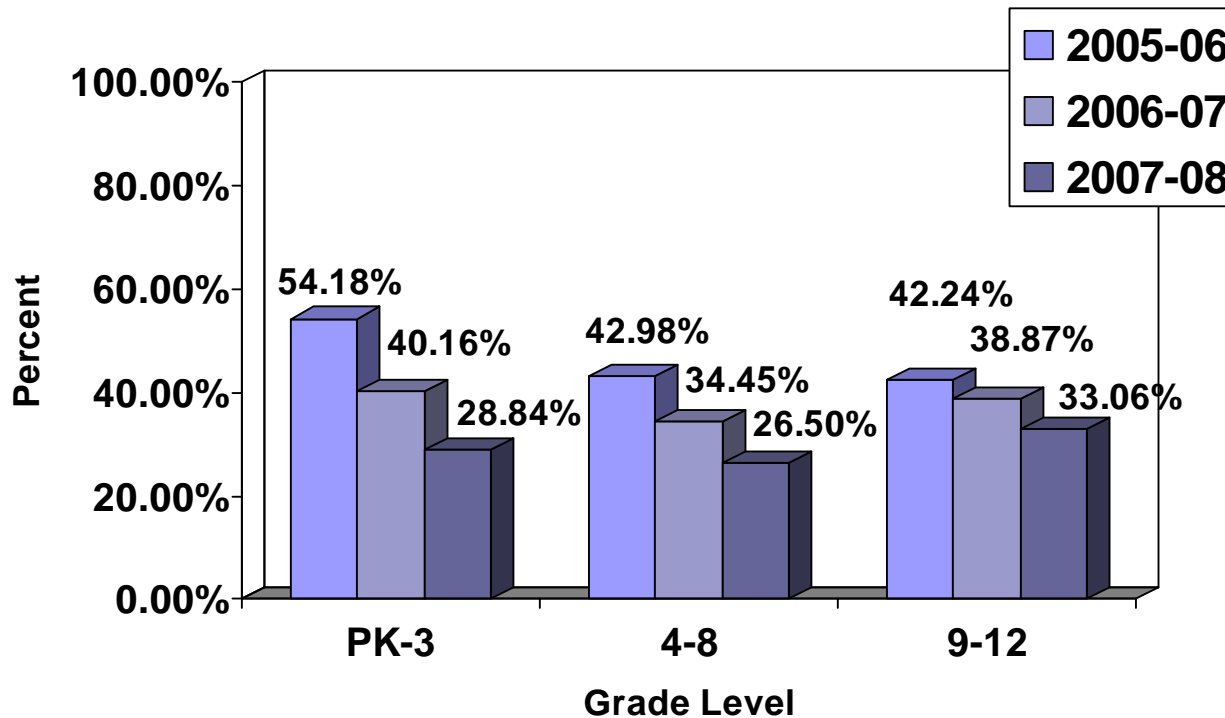
# Percent of Schools Over Class Size Cap

## Charter Schools



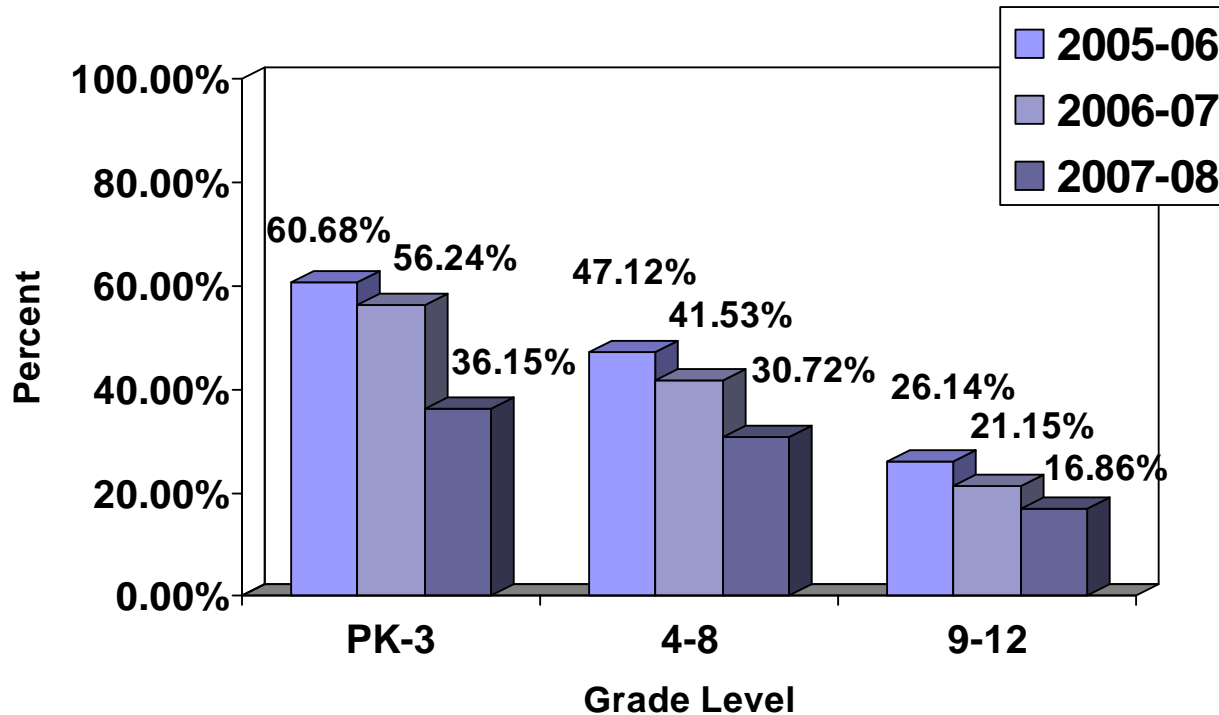
# Percent of Classrooms Over Class Size Cap

## Traditional Schools



# Percent of Classrooms Over Class Size Cap

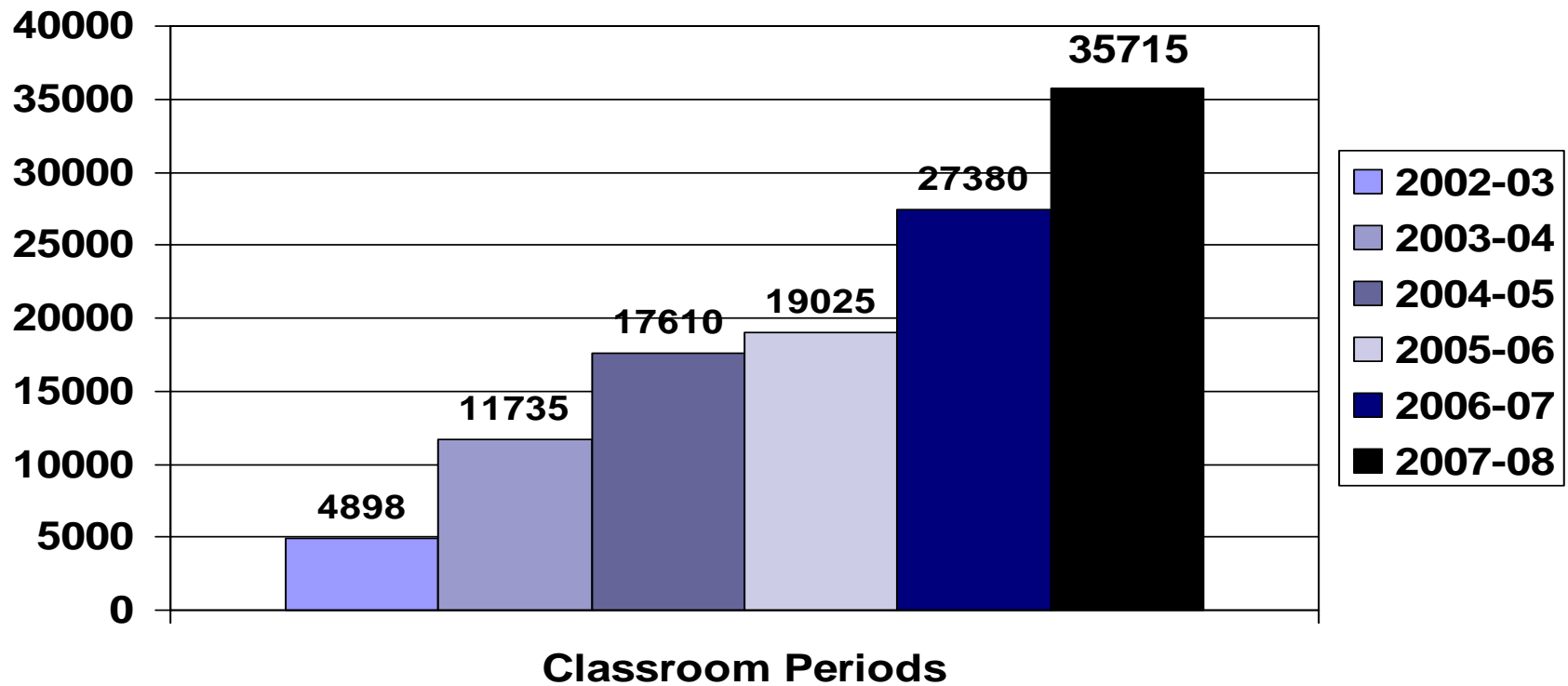
## Charter Schools



## Projected vs. Actual FTE 2004-05 -- 2007-08



# Team-Teaching 2002-03 to 2007-08



# 2007-08 Process and Timelines for Appeals

**November 30** – Districts and Charter Schools receive October 2007 school-level class size averages and appeals process begins.

**January 2** – Deadline for submission of appeal and supporting documentation.

**January 2 – January 14** - Review of appeals.

**February 4** – State Board of Education approval of transfer calculation.


**February 15** – Submission to the Legislative Budget Commission for final approval of transfer calculation.

# History of Class Size Appeals

	Number of Districts Not in Compliance – Pre-Appeals	Number of Districts Not in Compliance – Post-Appeals
2003-04	17	8
2004-05	18	9
2005-06	3	1
2006-07	42 Districts – 177 Traditional Public Schools 88 Charter Schools	24 Districts – 86 Traditional Public Schools 49 Charter Schools
2007-08	31 Districts 69 Traditional Public Schools 19 Charter Schools	16 Districts 23 Traditional Public Schools 8 Charter Schools

# History of Class Size Transfer Calculation

	Pre-Appeals	Post-Appeals
2003-04	\$21,488,179	\$1,479,948
2004-05	\$11,354,475	\$1,076,719
2005-06	\$5,222,735	\$496,059
2006-07	\$14,668,338	\$5,318,921
2007-08	\$6,132,926	Post-Appeals \$528,138 After 10% Policy Applied \$475,324



# School-Level Compliance 2007-2008 Prior to Appeals

- 69 Traditional (2.25%) and 19 Charter (5.38%) Schools were determined to not have met compliance with class size requirements.
- 31 districts had at least 1 school out of compliance



# Bases for Appeals

- Unexpected student growth
- Inability to hire teachers
- District reporting errors
- Other



# School-Level Compliance 2007-2008 Post- Appeals

- 23 Traditional (0.75%) and 8 Charter (2.27%) Schools were determined to not have met compliance with class size requirements.
- 16 districts had at least 1 school out of compliance

# Final Appeals, 2007-08

- Commissioner, under new statutory authority, recommended the reduction of the transfer amount by 10% for 2007-08.
- Action taken by State Board of Education on February 4, 2008
  - Approved alternative transfer calculation for noncompliance with class size reduction requirements
  - Determination of ineligibility of noncompliant schools from participation in the 2008-09 School-Year Voluntary Prekindergarten Program
- Action by the Legislative Budget Commission
  - Consideration of alternative transfer calculation for noncompliance with class size reduction requirements

# K-12 Class Size Reduction

## Total Operating and Capital Costs to Implement through 2010-11

	2003/04	2004/05	2005/06	2006/07	2007/08	2008/09	2009/10	2010/11	8 Yr Total
2003/04	468,198,634	468,198,634	468,198,634	468,198,634	468,198,634	468,198,634	468,198,634	468,198,634	3,745,589,072
2004/05		503,992,582	503,992,582	503,992,582	503,992,582	503,992,582	503,992,582	503,992,582	3,527,948,074
2005/06			535,008,480	535,008,480	535,008,480	535,008,480	535,008,480	535,008,480	3,210,050,880
2006/07				601,329,648	601,329,648	601,329,648	601,329,648	601,329,648	3,006,648,240
2007/08					567,931,849	567,931,849	567,931,849	567,931,849	2,271,727,396
2008/09						606,304,336	606,304,336	606,304,336	1,818,913,008
2009/10							686,668,927	686,668,927	1,373,337,854
2010/11								618,023,247	618,023,247
<b>Operating Cost</b>	468,198,634	972,191,216	1,507,199,696	2,108,529,344	2,676,461,193	3,282,765,529	3,969,434,456	4,587,457,703	<b>19,572,237,771</b>
<b>FCO Cost</b>	600,000,000	100,000,000	83,400,000	1,100,000,000	650,000,000	314,377,246	0	0	<b>3,047,959,727</b>
<b>TOTAL</b>	1,068,198,634	1,072,191,216	1,590,599,696	3,208,529,344	3,326,461,193	3,597,142,775	3,969,434,456	4,587,457,703	<b>22,420,015,017</b>



Presentation may be accessed at

<http://www.fldoe.org/arm/class-size.asp>