

STATE BOARD OF EDUCATION

December 11, 2007, Tampa, FL

COMMUNITY COLLEGE UPDATE

Dr. Willis N. Holcombe, Chancellor

**Dr. Judith Bilsky, Executive Vice
Chancellor**

Division of Community Colleges



Community College Update

- Topics
 - Go Higher! Florida Task Force
 - Regulatory Parameters for Handling Faculty Misconduct
 - Community College Tuition Policy
 - Enrollments, Fall 2007
 - Baccalaureate Proposals

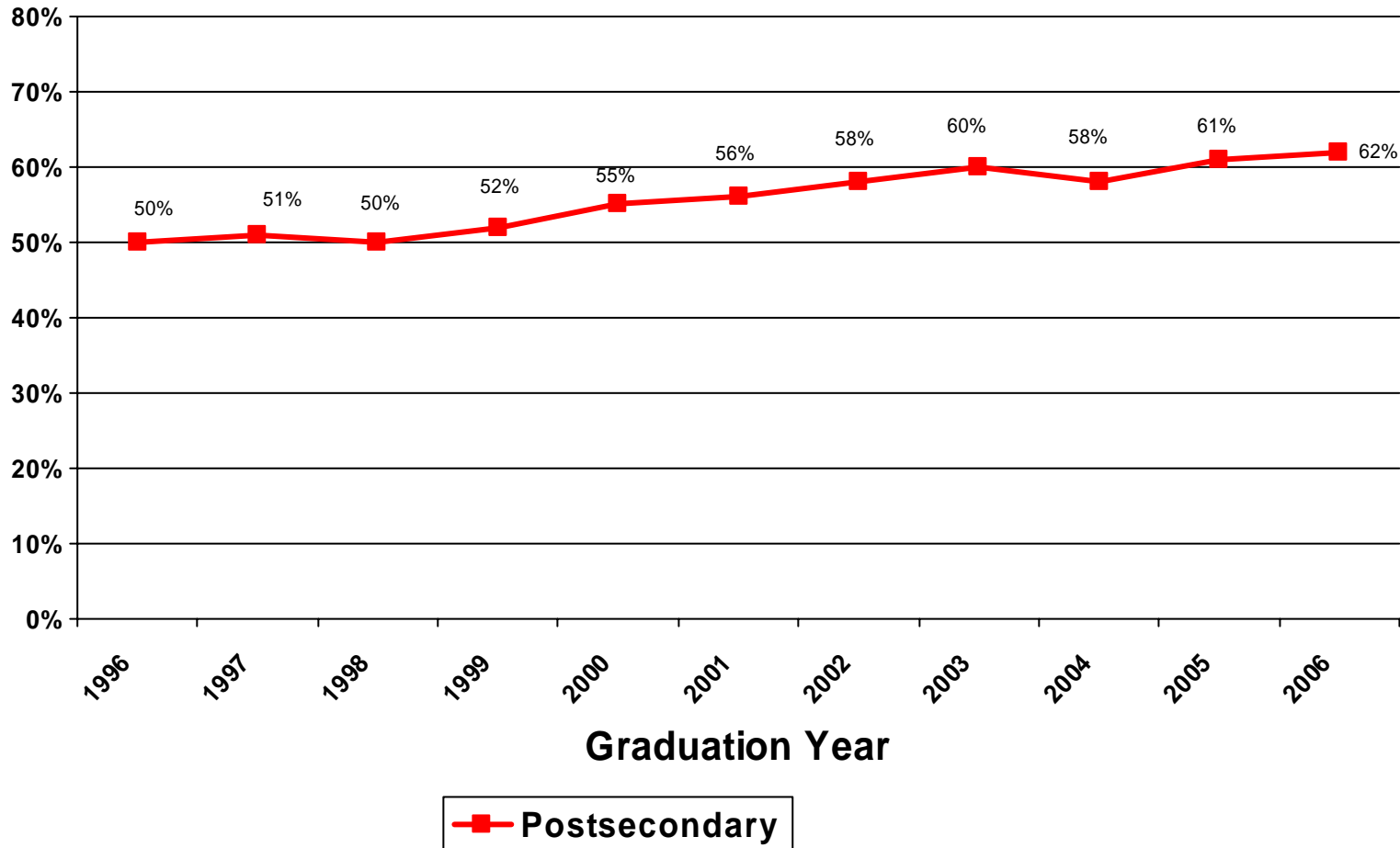
Go Higher, Florida! Task Force

- **Cross-sector Task Force of Educational Leaders**
- **Coordination of Efforts to Prepare Students for Success in College and the Workplace**
- **Focus on Aligning Prek12 and Higher Education:**
 - Standards
 - Curricula
 - Assessments
 - Communication w/constituents

Go Higher, Florida! Task Force Goals

- **Increase postsecondary enrollments;**
- **Reduce the need for postsecondary remediation; and**
- **Improve readiness of high school graduates for successful entry into the 21st century workforce.**

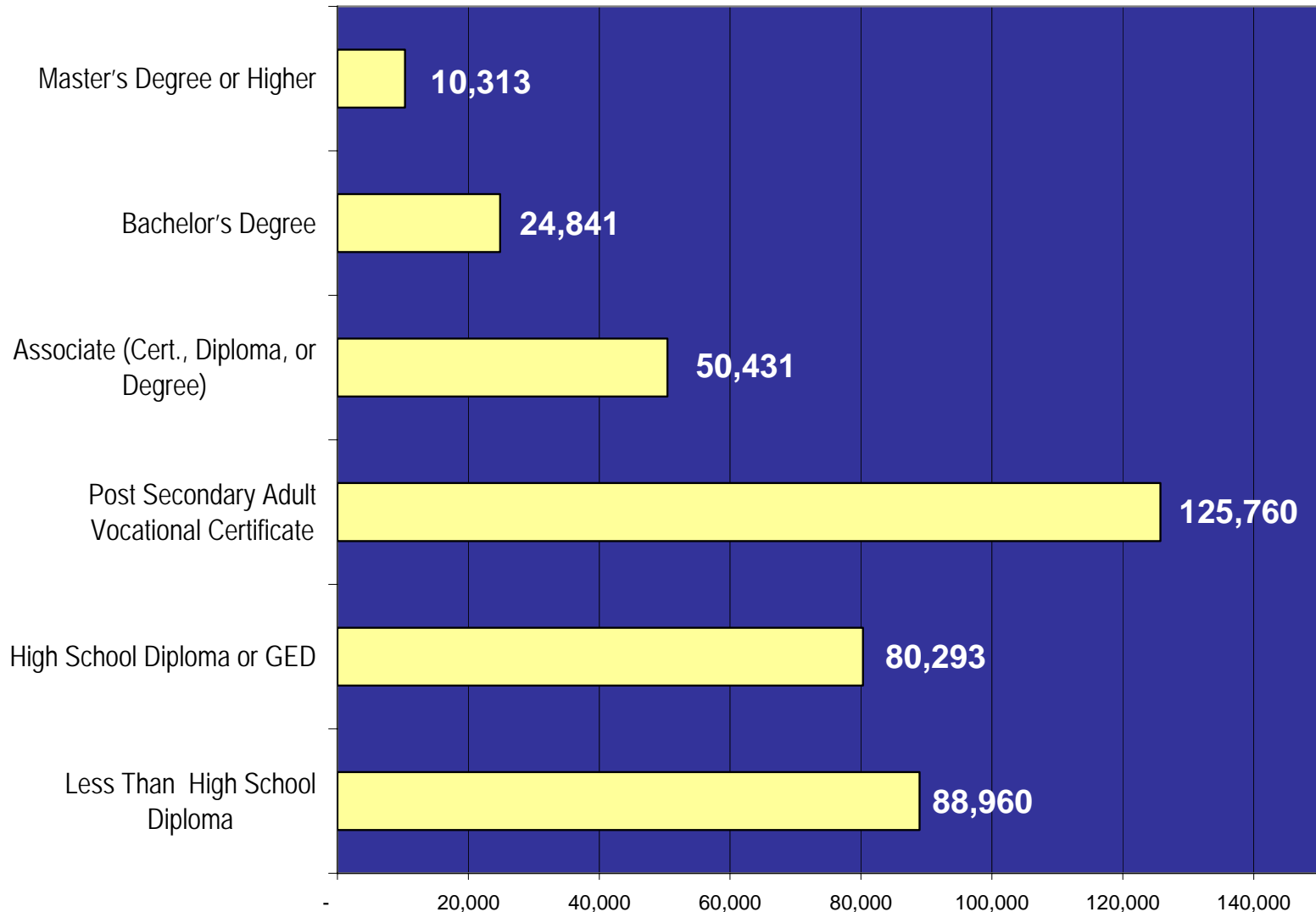
Rate* Attending Postsecondary in the Fall Following Graduation



* Percentage of high school graduates who were enrolled in October after completing high school

Source: Florida Employment & Training Placement Information Program (FETPIP), Florida Department of Education.

Florida Projected Average Annual Openings through 2014 by Educational Attainment Requirements



Where Do High School Grads of 2005-06 Continue* Education

Entered Florida Public Community College	35%
Entered Florida Public University	24%
Entered Florida Private University	4%
Other Postsecondary	1%
Total	62%

*Percentage of high school graduates who were enrolled in October after completing high school.

Source: Florida Employment & Training Placement Information Program (FETPIP), Florida Department of Education.

College Prep

Prior year high school graduates who need remediation:

- Reading 41.3%
- Writing 26.6%
- Math 48.0%
- Any Remediation 63.6%

Source: Performance on the CPT, 2005,
<http://www.fldoe.org/articulation/perfCPT/default.asp>

CPT/FCAT Comparison

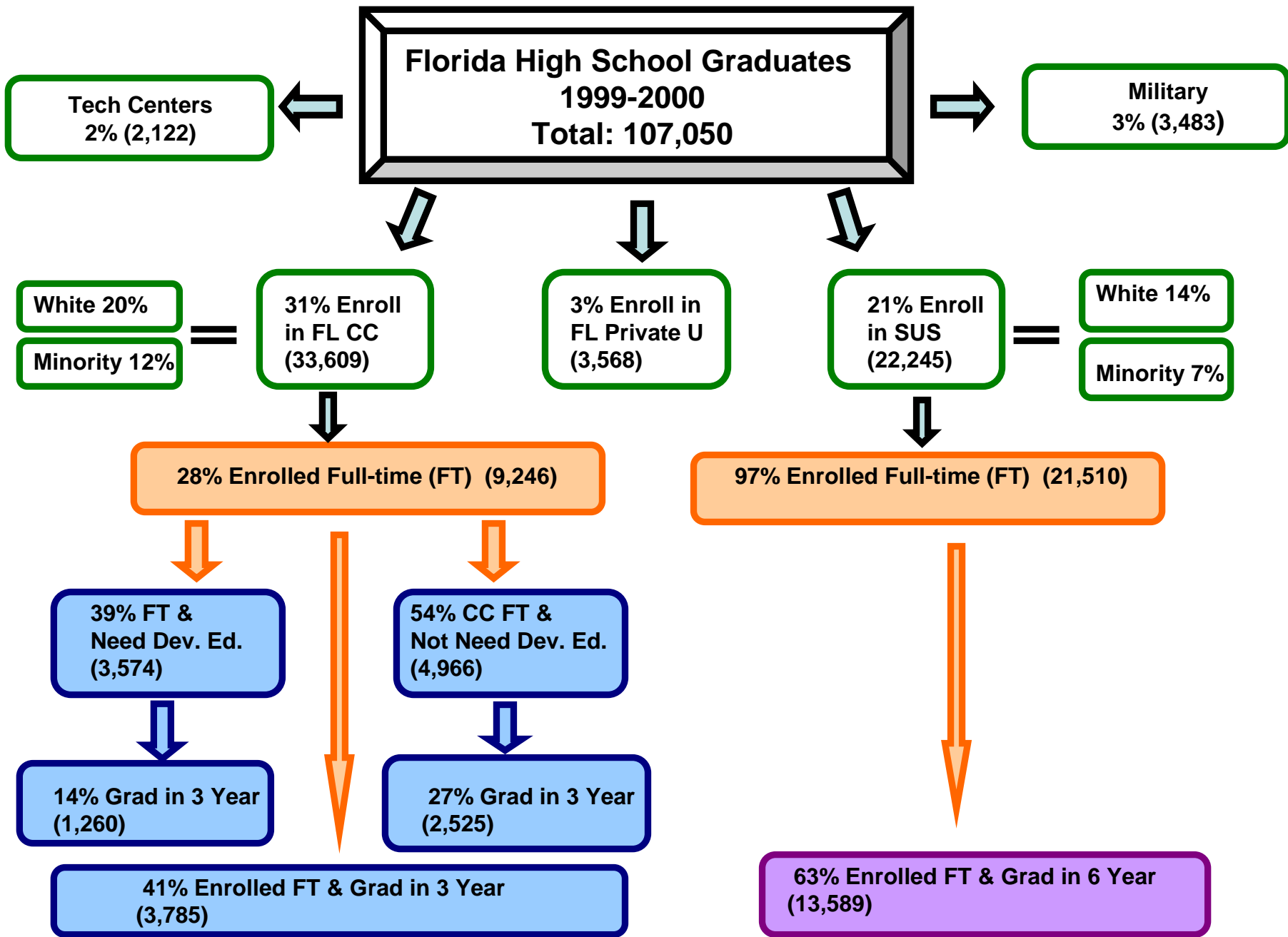
Exhibit I
Percentage of Community College Students Passing
the Mathematics or Reading Sections of the CPT, by FCAT Level

FCAT Levels	CPT Section	
	Mathematics ¹	Reading ²
1	5.5%	12.9%
2	15.0%	44.0%
3	31.1%	74.8%
4	60.1%	92.5%
5	90.4%	94.7%

Source: Student Data Base and Education Data Warehouse, 2004.

¹CPT passing score for mathematics is 72.

²CPT passing score for reading is 83.



Source: Florida Employment & Training Placement Information Program (FETPIP), Florida Department of Education; and the Florida Education Data Warehouse. Florida Department of Education.

Go Higher, Florida! Task Force RECOMMENDATIONS

- Develop definition of “college and career readiness.”
- Require rigorous and relevant courses for all high school students.
- Adopt high school/postsecondary assessment(s) that are clear in purpose and function.
- Campaign to improve public awareness and understanding of current and future assessments.
- Participate in/join The American Diploma Project.

Regulatory Parameters for Handling Faculty Misconduct and/or Termination for Cause

- All Florida community colleges keep employee records per Florida law, State Board Rule, Board of Trustee's Policies and Procedures and Southern Association of Colleges and Schools (SACS) requirements.

Authority for Handling Faculty Misconduct and/or Termination for Cause

- Sections 1001.64(4)(b), F.S., & 1001.64(46), F.S. authorize Boards of Trustees to:
 - **Adopt personnel rules, policies, and procedures consistent with law and SBOE rules.**
 - **Deny employment due to prior misconduct.**

Authority for Handling Faculty Misconduct and/or Termination for Cause

- Sections 1001.65(3), F.S., authorizes Presidents to create and implement policies and procedures for:
 - **Recruiting/Appointment and/or Transfer**
 - **Evaluation**
 - **Promotion/Compensation and/or Reward**
 - **Demotion/Discipline and/or Removal**

Employee Misconduct and/or Termination for Cause

Community Colleges maintain written policies, procedures, and collective bargaining provisions to address misconduct.

- **Standards of Conduct**
- **Discipline Standards**
- **Disciplinary Procedures**
- **Administrator/Faculty Suspension, Termination, Contract Non-Renewal**
- **Termination of Appointment for Cause**
- **Faculty Grievance Policy and Procedures**

Employee Misconduct and/or Termination for Cause

- **Community colleges provide continuing contracts to full-time faculty based upon documented performance over a period of time.**
- **College faculty are not “certified” to teach by the State; SACS provides guidelines for appropriate credentials.**
- **Policies and Collective Bargaining agreements (see examples, Polk CC and Broward CC) address:**
 - **Dismissal**
 - **Revocation of Continuing Contracts**
- **Actions by the Board of Trustees are final and not “grievable.”**

Community College Tuition Policy

The adoption of standard tuition and out-of-state fee rates in the General Appropriations Act should consider the elements of a student-fee policy. The Council of Presidents is in the process of developing a student-fee policy. The policy shall address, at a minimum, the following elements:

- a. Annual changes in the Consumer Price Index as specified in Section 1009.23(3)(c), F.S.;**
- b. The relationship to median family income;**
- c. Availability of student financial aid;**
- d. The cost of education;**
- e. The gap between community college and state university fees;**
- f. Total funding per full-time equivalent student (state funds and student fees).**

Facts on Florida Community College Fees

	<u>Florida</u>	<u>U.S.</u>
Tuition & Fees - Fall 2006 (30 credit hours)	\$2,034	\$2,625
Median Family Income (4-person)	\$65,024	\$70,743
Fees as a Percentage of Median Family Income	3.13%	3.71%

Florida's Community Colleges Rank 33rd Nationally in Tuition & Fees. (2006)

Florida's Community Colleges Tuition as a Percentage of the U.S. is 77.5%.

Community College Student Fees - Fall 2007 \$2,030

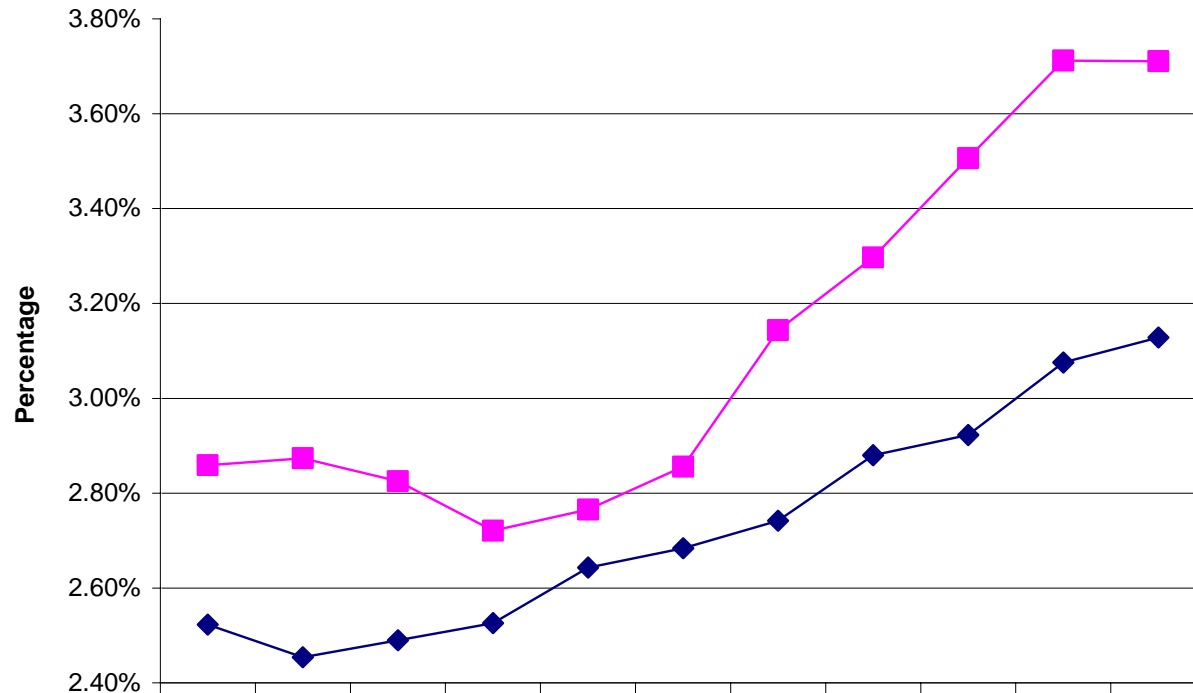
State University System Fees - Fall 2007 \$3,407

Community College Fees as a Percentage of University Fees is 59.6%.

Community College Tuition Policy

cont'd

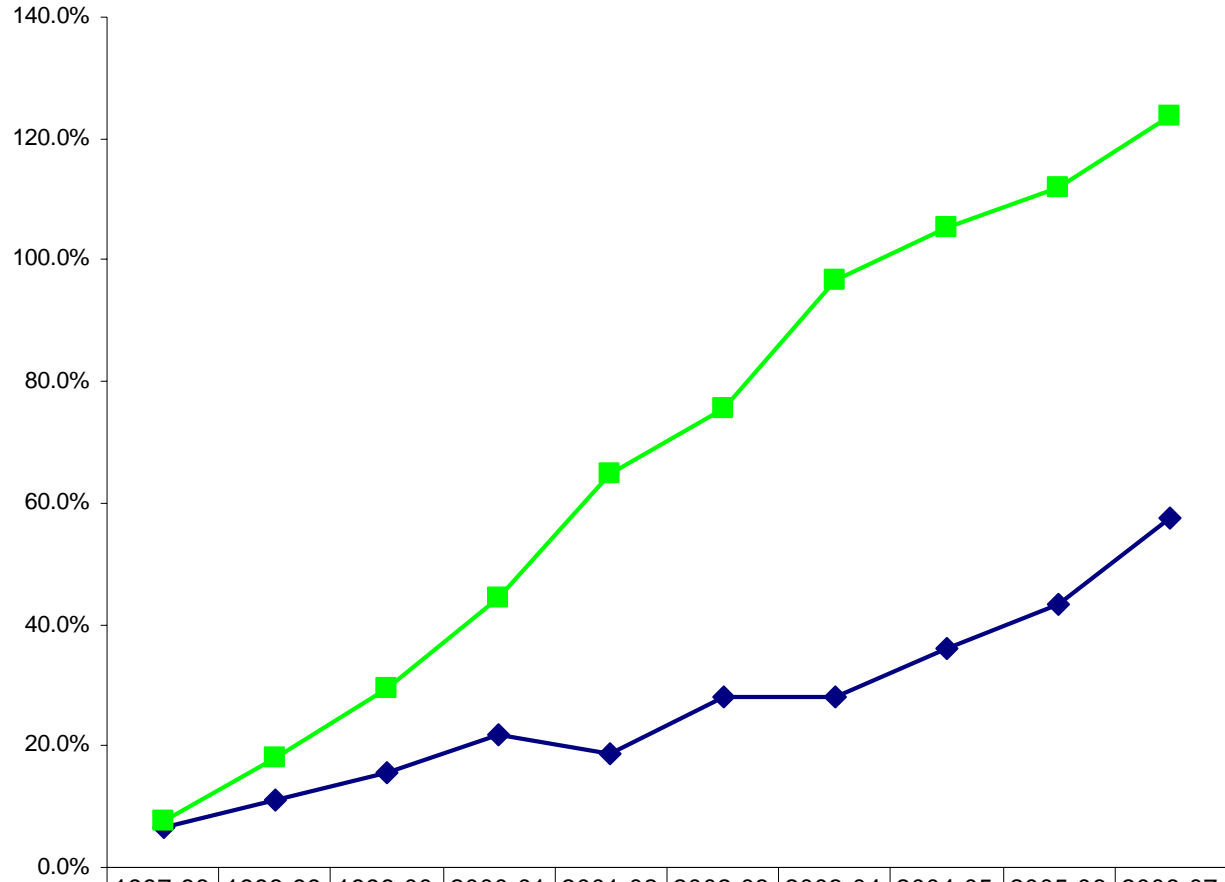
Florida and U.S. Resident Weighted Mean Tuition and Required Fees as a Percentage of Florida and U.S. Median Family Income



	1996	1997	1998	1999	2000	2001	2002	2003	2004	2005	2006
◆ Florida Tuition and Required Fees as a % of Florida Median Family Income	2.52%	2.45%	2.49%	2.53%	2.64%	2.68%	2.74%	2.88%	2.92%	3.08%	3.13%
■ U.S. Average Resident Tuition as a % of the United States Median Family Income	2.86%	2.87%	2.83%	2.72%	2.77%	2.86%	3.14%	3.30%	3.51%	3.71%	3.71%

◆ Florida Tuition and Required Fees as a % of Florida Median Family Income
 ■ U.S. Average Resident Tuition as a % of the United States Median Family Income

COMPARISON OF CUMULATIVE % INCREASE IN STATE FUNDS TO STUDENT FEE REVENUES



◆ % Growth in State Funds	6.8%	11.0%	15.7%	22.0%	18.8%	28.1%	28.2%	36.2%	43.4%	57.5%
■ % Growth in Fee Revenue	7.7%	18.1%	29.3%	44.4%	64.7%	75.7%	96.8%	105.2%	112.0%	123.8%

Baccalaureate Degree Proposal Update

- **6 community colleges will be requesting baccalaureate authorizations in February 2008 – (2* “new” to upper division):**
 - Broward CC*
 - Palm Beach CC*
 - Chipola College
 - Daytona Beach CC
 - Edison College
 - Florida Community College at Jacksonville (FCCJ)
- **No alternative proposals have been received from public or private universities per HB 7147 passed by the Florida Legislature in Spring 2007.**

Baccalaureate Degree Proposal Update

- Degree Programs Proposed:
- **Broward** – Math, Science, and Exceptional Student Education;
- **Palm Beach** – Supervision & Management;
- **Chipola** – Elementary and Exceptional Student Education, and Nursing;
- **Daytona Beach** – Math, Science, Exceptional, and Elementary Education;
- **Edison** – Elementary Ed. & Nursing;
- **FCCJ** – Nursing, Computer Networking, and Organizational Management

Baccalaureate Degree Proposal Update

- In addition:

Presidents at The University of West Florida (UWF) and Okaloosa-Walton College (OWC) have jointly requested a “hand-off” of the Bachelor of Science in Nursing (BSN) joint-degree program from UWF to OWC.

Enrollment in Florida's Community Colleges

Community College Estimated FTE for 2007-08 Highlights:

- Community college enrollment is countercyclical with Florida's economy.
- **FTE enrollment is up over 19,000 or 6.6%.**
- **Over 50,000 additional headcount** will be served in 2007-08, more than 800,000 total headcount for the year.
- Educator Preparation Institutes (EPI) FTE enrollment has increased by over **39%** in the past year.
- Baccalaureate degree FTE enrollment is expected to increase by over **20%** from the prior year.

Florida Community College Enrollment Pattern

COMPARISON OF CHANGE IN FTE TO CHANGE IN STATE DOLLARS PER FTE

