





FLORIDA
COMMUNITY COLLEGE SYSTEM
CAPITAL IMPROVEMENT PROGRAM
FY 2008-09 THROUGH FY 2012-2013


COLLEGE Tallahassee Community College

SIGNATURE OF PRESIDENT OR DESIGNEE 


DATE August 1, 2007

DATE APPROVED BY BOARD OF TRUSTEES Scheduled for August 20, 2007 Board Meeting

PREPARED BY 

SIGNATURE 

TELEPHONE (850) 222-8000



Return No Later Than
August 1, 2007 to:
Ron Fahs
Division of Community Colleges
325 W. Gaines St., Room 1314
Tallahassee, Florida 32399-0400

**CIP - 2 SUMMARY
CAPITAL IMPROVEMENT PLAN AND
LEGISLATIVE BUDGET REQUEST**

NEW CONSTRUCTION PROJECTS:

PRI #	PROJECT DESCRIPTION	GROUP NUM	SITE NUMBER	PROJ TYPE	PAGE REF.	2008-09	2009-10	2010-11	2011-12	2012-13	TOTAL NEEDED FOR COMPLETION	TOTAL PROJECT COST	TOTAL OF ALL PRIOR APPROP.	TOTAL IN 07-08 CIP PROJECT REQUEST	TOTAL PROJECT GROSS SQ FT	SURVEY RECOMMENDATION	STATUS
1	Health Education Center		1	1	37	7,249,287	4,600,000				11,849,287	33,900,000	22,050,713	31,000,000	84,642	04-05/1.17	REV
2	Central Utility Plant		3	1	40	6,328,678					6,328,678	6,402,770	74,092	6,224,092	6,729	04-05/3.12	REV
3	Classroom and Lab Bldg		3	1	43	9,424,294					9,424,294	9,500,000	75,706	8,275,706	37,420	04-05/3.13	REV
4	Land Acquisition (Site 1 and 3)		1 and 3	1	46	3,000,000	2,000,000	2,000,000	2,000,000	2,000,000	11,000,000	15,250,000	4,250,000	15,250,000	N/A	04-05/1.01 & 3.01	REV
5	Grounds and Facility Maintenance		3	4	48	2,425,000					2,425,000	2,425,000	0	2,900,000	14,204	04-05/3.15	REV
6	Conference Center		3	4	51		1,900,000	17,200,000			19,100,000	19,100,000	0	0	25,851	Not addressed	NEW
7	Fitness Center		3	4	54		465,000	3,960,000			4,425,000	4,425,000	0	0	17,000	Not addressed	NEW
8	Natorium		3	4	57		162,162	2,337,838			2,500,000	2,500,000	0	0	9,000	Not addressed	NEW
9	Executive Training Institute		2	4	60		500,000	5,075,000			5,575,000	5,575,000	0	5,500,000	22,513	Not addressed	REV
10	High Speed Track		3	4	63			350,000	3,495,000		3,845,000	3,845,000	0	3,050,000	3,501	04-05/3.02	REV
11	Aquatic Training Facility		3	1	66			600,000	6,045,598		6,645,598	6,895,800	250,202	4,750,202	NA	04-05/3.03	REV
12	Mock Village		3	4	69					300,000	3,750,000	3,750,000	0	3,750,000	17,158	04-05/3.14	REV
13	Parking Garage		1	4	72	1,500,000	13,500,000				15,000,000	15,000,000	0	15,104,720	N/A	Not addressed	REV
14	New Economic Workforce Development Facility		1	4	75					1,737,500	17,375,000	17,375,000	0	27,061,325	56,390	Not addressed	REV

TOTAL NEW CONSTRUCTION PROJECTS \$29,927,259 \$23,127,162 \$31,522,838 \$11,540,598 \$4,037,500 \$119,242,857

GRAND TOTAL OF ALL PROJECTS \$46,763,450 \$33,801,958 \$38,722,838 \$19,585,598 \$4,812,500 \$162,753,844