






























# 2004-05 Strategic Plan Progress Report

80% of Targets Met or Exceeded

 Target Not Met (9)

 Target Partially Met (2)

 Target Met (44)

Objective	Performance Measures	Target	Actual	Status	
<b>SI 1: Increase the Supply of Highly Effective Teachers (STEWART)</b>					
1.1.	1.1.a. Acquire, retain and develop qualified, effective teachers	1.1.a. Plan adopted by State Board of Education; implementation activities initiated	Plan adopted	4-19 SBE meeting	
1.2.	1.2.a. Increase the number of high-performing teachers	1.2.a.(1) Florida teachers certified by National Board for Professional Teaching Standards	>1,448	Enrollment increase	
		1.2.a.(2) Florida teachers producing significant learning gains	TBD	6-21 SBE meeting	
1.3.	1.3.a. Ensure Teacher Performance Pay Provisions	1.3.a. 100% school district plans State Board of Education reviewed; responses sent	100%	6-21 SBE meeting	
1.4.	1.4.a. Identify and Implement Teacher Retention Best Practices	1.4.a. Track retention rate improvement beginning 2005-06	TBD	6-21 SBE meeting	
<b>SI 2: Set, Align, and Apply Academic, Curricular and Testing Standards (TAPPEN)</b>					
2.1.	2.1.a. Eliminate K-12 Social Promotion	2.1.a. State Board of Education authorization	Legislation	Did not pass	
2.2.	2.2.a. Establish Middle School Standards	2.2.a. Requirements adopted in law; implementation activities initiated	Legislation	Did not pass	
2.3.	2.3.a. Ensure Rigorous K-12 Curricular Standards	2.3.a. Plan adopted by State Board of Education; implementation activities initiated	Plan adopted	10-19 SBE meeting	
2.4.	2.4.a. Improve State Level Proficiency Requirements	2.4.a. Specs for content/administrative procedures for new assessment(s); plans for procurement in place	Specs in place	Plan underway	
2.5.	2.5.a. Set and Align VPK Requirements	2.5.a. Standards adopted by State Board of Education; implementation activities initiated	Standards adopted	3-15 SBE meeting	
<b>SI 3: Improve Student Rates of Learning (TAPPEN / ARMSTRONG)</b>					
3.1.	Improve Student Learning <i>3.1.a. Reading, math and writing proficiency for students in grades 3-10</i>	3.1.a.(1) Grade 3-10 students >=3/5 proficiency in reading	>51%	53.125	
		3.1.a.(2) Grade 3-10 students >=3/5 proficiency in math	>56%	58.75	
		3.1.a.(3) Grade 3-10 students >=3.5/6 proficiency in writing	>74%	76.3	
	<i>3.1.b. Career education – OCPs (Occupational Completion Points)</i> Postsecondary Career Education job-specific learning gains within one year	3.1.b.(1) Students demonstrating OCPs in Community Colleges	>53.84%	57.96	
		3.1.b.(2) Students demonstrating OCPs in School Districts	>61.62%	53.42	
	<i>3.1.c. Adult education -- LCPs (Literacy Completion Points)</i> Reading/math skills grade-level improvement within 1 year	3.1.c.(1) Students demonstrating LCPs in Community Colleges	>37.77%	34.09	
3.1.c.(2) Students demonstrating LCPs in School Districts		>46.71%	37.22		
3.2.	Improve Graduation rates <i>3.2.a. Public High School Graduation Rate</i>	3.2.a. 4-year public high school graduation rate (NCLB)	>68.65%	71.6	
		<i>3.2.b. Workforce education students who complete full programs within 2 years</i>	3.2.b.(1) Full program completers within 2 years at Community Colleges	>52.35%	49.96
	3.2.b.(2) Full program completers within 2 years at School Districts		>40.69%	41.18	
	<i>3.2.c. Associate degree students who earn their degree on time</i>	3.2.c.(1) On-time degree completions in AA programs	>44.89%	44.90	
3.2.c.(2) On-time degree completions in AS programs		>46.28%	44.48		
3.3.	Ensure Readiness of High School Graduates <i>3.3.a. Students that qualify for Medallion Bright Futures Scholarship Program</i>	3.3.a. Seniors scoring at/above minimum for Bright Futures Medallion Scholarship	>34.20%	34.6	
		<i>3.3.b. Acceleration credits for students</i>	3.3.b. Average number of credits earned through acceleration credits	>3.2	Enrollment increase
	<i>3.3.c. Acceleration credits for traditionally underrepresented students</i>	3.3.c. Average number of credits earned through acceleration credits by underrepresented students	>2.8	Enrollment increase	
<b>SI 4: Improve the Quality of Instructional Leadership (ARMSTRONG / STEWART)</b>					
4.1.	4.1.a. Enhance K-12 Instructional Leadership ( <i>implement DELTA</i> )	4.1.a. State Board of Education authorization; implementation activities initiated	Legislation	Activities underway	
4.2.	Enhance Community College and Workforce Instructional Leadership <i>4.2.a. Increase # of completers and placements in senior positions</i>	4.2.a.(1) Community Colleges and Workforce Education Chancellor's Leadership Seminar completers	>130	147	
		4.2.a.(2) Community Colleges and Workforce Education Chancellor's Leadership Seminar placements	TBD	Baseline set (49%)	
	<i>4.2.b. Establish a new instructional leadership training program for workforce education administrators</i>	4.2.b. Program adopted and initiated by Division of Community Colleges and Workforce Education	Plan adopted	Program planned	

Objective		Performance Measures	Target	Actual	Status
<b>SI 5: Increase the Quantity and Improve the Quality of Education Options (GENTLES)</b>					
5.1.	5.1.a. Increase number of provider participation in school choice options <i>(Corporate Tax Credit Program, McKay Scholarship Program, Opportunity Scholarship Program)</i>	5.1.a.(1) Number of private schools participating/meeting requirements for CTC eligibility	>924	973	
		5.1.a.(2) Number of private schools participating/meeting requirements for McKay eligibility	>673	703	
		5.1.a.(3) Number of private schools participating/meeting requirements for OSP eligibility	>35	44	
5.2.	5.2. Measure the quality of private school options <i>5.2.a. Require norm-referenced testing for CTC students</i> <i>5.2.b. Eliminate fraud/abuse</i> <i>5.2.c. Compliant by deadline</i>	5.2.a. Testing requirement adopted in law; implementation activities initiated	Legislation	Did not pass	
		5.2.b. 100% Identify/eliminate scholarship in private schools w/ evidence of fraud/abuse	100%	100%	
		5.2.c. Private schools renewing compliance requirements by deadline	>75%	82	
5.3.	5.3.a. Ensure all parents are provided reasonable choices within public schools	5.3.a. Establish baseline numbers for controlled open enrollment	Establish baseline	Data flagged for base #s.	
<b>SI 6: Align Workforce Education Programs with Skill Requirements of the New Economy (ARMSTRONG)</b>					
6.1.	Expand the Number of Quality Workforce Education programs <i>6.1.a. Increase the # of High Skill/High Wage postsecondary programs</i> <i>6.1.b. Increase the # of students who enroll, complete and are placed as a result</i> <i>6.1.c. Secure legislative funding to expand new High Skill/High Wage workforce education programs</i>	6.1.a.(1) Number of HS/HW programs at Technical Centers	71	71	
		6.1.a.(2) Number of HS/HW programs at Community Colleges	191	200	
		6.1.b.(1) Technical Center Program enrollments	>21.02%	22.32	
		6.1.b.(2) Technical Center Program completions	>20.89%	21.81	
		6.1.b.(3) Technical Center Program placements	>23.79%	25.67	
		6.1.b.(4) Community College Program enrollments	>35.69%	39.34	
		6.1.b.(5) Community College Program completions	>49.09%	52.40	
		6.1.b.(6) Community College Program placements	>41.05%	55.17	
6.1.c. Legislative appropriation of workforce funds	Funding	\$10 mil Items 7B/119			
6.2.	6.2.a. Improve the satisfaction rate of businesses and industries that employ graduates	6.2.a. Satisfaction system developed and implemented	Implement system	Results set to impact program review	
<b>SI 7: Align Financial Resources with Performance (CHAMPION / SKANDERA)</b>					
7.1.	7.1.a. Implement K-20 education accountability processes	7.1.a. Measures adopted in law; implementation activities initiated	Legislation	System in place	
7.2.	Increase utilization of the K-12 Return on Investment (ROI) reporting system <i>7.2.a. Implement action plan to provide technical assistance to less efficient K-12 public schools</i> <i>7.2.b. Present postsecondary (workforce, community colleges, state university system) ROI plan to the SBE</i>	7.2.a. Plan presented to State Board of Education; implementation activities initiated	Plan presented	System underway	
		7.2.b. Plan presented to State Board of Education; implementation activities initiated	Plan presented	Plan underway	
<b>SI 8: Coordinate Efforts to Improve Higher Student Learning (AUSTIN / ARMSTRONG)</b>					
8.1.	8.1.a. Define a community college/workforce education action plan	8.1.a. Plan adopted by State Board of Education; implementation activities initiated	Plan adopted	To SBE 9/20	
8.2.	Improve student opportunities for higher learning <i>8.2.a. Increase continuation rate of high school graduates who continue on to postsecondary education</i> <i>8.2.b. Increase the number of students who transfer into the state university system with Associate in Arts degree or Associate of Science degree</i> <i>8.2.c. Increase the number of community college/university concurrent-use partnerships to offer bachelor degrees</i>	8.2.a. Standard diploma earners continuing into Florida Postsecondary	>64%	63 (not including FRAG students)	
		8.2.b.(1) Associate in Arts transfers to state university	>60%	55.86	
		8.2.b.(2) Associate of Science transfers to state university	>8%	6.31	
		8.2.c. Community college/university concurrent use partnerships	>400	407	
8.3.	8.3.a. Ensure linkage of activities supporting K-20 education	8.3.a. State Board of Education and Board of Governor strategic plans contain provisions linked to state priorities	BOG plan linked	BOG plan linked	