



Florida School Readiness Uniform Screening System
State Report of District Results
Fall 2004

District Name	District Number	ESI-K Results			DIBELS Status Results					
		Number Reported	Status	Percent	Letter Naming Number Reported	Status	Letter Naming Percent	Initial Sounds Number Reported	Status	Initial Sounds Percent
ALACHUA	01	1829			1802			1802		
			R	85		AA	55		AA	46
			G	11		LR	14		LR	20
			N	5		MR	16		MR	19
						HR	16		HR	15
BAKER	02	381			378			378		
			R	81		AA	43		AA	40
			G	16		LR	20		LR	23
			N	3		MR	17		MR	21
						HR	19		HR	16
BAY	03	1805			1798			1798		
			R	85		AA	44		AA	44
			G	10		LR	16		LR	19
			N	5		MR	18		MR	18
						HR	21		HR	19
BRADFORD	04	267			267			267		
			R	80		AA	35		AA	41
			G	11		LR	15		LR	19
			N	9		MR	22		MR	26
						HR	28		HR	14

Legend:


Early Screening Inventory Status:

R = Ready now
 G = Getting ready
 N = Not ready yet

DIBELS Status:

AA = Above Average
 LR = Low Risk
 MR = Moderate Risk
 HR = High Risk

** No data are reported when fewer than 10 students were screened or if a cell equals 100%.



Florida School Readiness Uniform Screening System
State Report of District Results
Fall 2004

District Name	District Number	ESI-K Results			DIBELS Status Results					
		Number Reported	Status	Percent	Letter Naming Number Reported	Status	Letter Naming Percent	Initial Sounds Number Reported	Status	Initial Sounds Percent
BREVARD	05	4593			4523			4523		
			R	84		AA	50		AA	44
			G	12		LR	17		LR	21
			N	4		MR	18		MR	19
						HR	15		HR	15
BROWARD	06	17901			17875			17913		
			R	88		AA	60		AA	43
			G	9		LR	14		LR	20
			N	3		MR	13		MR	19
						HR	13		HR	18
CALHOUN	07	162			163			163		
			R	73		AA	25		AA	42
			G	18		LR	16		LR	18
			N	9		MR	29		MR	18
						HR	29		HR	21
CHARLOTTE	08	992			983			983		
			R	86		AA	50		AA	42
			G	10		LR	18		LR	20
			N	4		MR	19		MR	19
						HR	14		HR	18

Legend:


Early Screening Inventory Status:

R = Ready now
G = Getting ready
N = Not ready yet

DIBELS Status:

AA = Above Average
LR = Low Risk
MR = Moderate Risk
HR = High Risk

** No data are reported when fewer than 10 students were screened or if a cell equals 100%.



Florida School Readiness Uniform Screening System
State Report of District Results
Fall 2004

District Name	District Number	ESI-K Results			DIBELS Status Results					
		Number Reported	Status	Percent	Letter Naming Number Reported	Status	Letter Naming Percent	Initial Sounds Number Reported	Status	Initial Sounds Percent
CI TRUS	09	945			942			942		
			R	84		AA	47		AA	44
			G	11		LR	16		LR	18
			N	5		MR	18		MR	20
						HR	19		HR	18
CLAY	10	2107			2117			2117		
			R	84		AA	55		AA	50
			G	12		LR	17		LR	19
			N	4		MR	17		MR	18
						HR	11		HR	13
COLLIER	11	2934			2850			2848		
			R	76		AA	43		AA	35
			G	17		LR	13		LR	19
			N	7		MR	17		MR	21
						HR	26		HR	24
COLUMBIA	12	704			707			707		
			R	80		AA	46		AA	40
			G	15		LR	16		LR	21
			N	6		MR	20		MR	19
						HR	19		HR	19

Legend:

Early Screening Inventory Status:

R = Ready now
G = Getting ready
N = Not ready yet

DIBELS Status:

AA = Above Average
LR = Low Risk
MR = Moderate Risk
HR = High Risk

** No data are reported when fewer than 10 students were screened or if a cell equals 100%.



Florida School Readiness Uniform Screening System
State Report of District Results
Fall 2004

District Name	District Number	ESI-K Results			DIBELS Status Results					
		Number Reported	Status	Percent	Letter Naming Number Reported	Status	Letter Naming Percent	Initial Sounds Number Reported	Status	Initial Sounds Percent
DADE	13	23688			23724			23708		
			R	85		AA	42		AA	27
			G	11		LR	14		LR	17
			N	4		MR	16		MR	23
						HR	28		HR	33
DESOTO	14	349			361			361		
			R	71		AA	28		AA	27
			G	21		LR	16		LR	18
			N	7		MR	20		MR	21
						HR	35		HR	34
DIXIE	15	148			147			147		
			R	66		AA	33		AA	26
			G	26		LR	19		LR	27
			N	9		MR	22		MR	25
						HR	27		HR	22
DUVAL	16	9171			9145			9145		
			R	84		AA	55		AA	41
			G	12		LR	15		LR	19
			N	4		MR	15		MR	20
						HR	15		HR	20

Legend:

Early Screening Inventory Status:

R = Ready now
G = Getting ready
N = Not ready yet

DIBELS Status:

AA = Above Average
LR = Low Risk
MR = Moderate Risk
HR = High Risk

** No data are reported when fewer than 10 students were screened or if a cell equals 100%.



Florida School Readiness Uniform Screening System
State Report of District Results
Fall 2004

District Name	District Number	ESI-K Results			DIBELS Status Results					
		Number Reported	Status	Percent	Letter Naming Number Reported	Status	Letter Naming Percent	Initial Sounds Number Reported	Status	Initial Sounds Percent
ESCAMBI A	17	2967			2988			2988		
			R	80		AA	44		AA	38
			G	14		LR	16		LR	20
			N	6		MR	20		MR	22
						HR	20		HR	21
FLAGLER	18	623			625			625		
			R	85		AA	48		AA	42
			G	11		LR	16		LR	24
			N	4		MR	18		MR	17
						HR	17		HR	16
FRANKLI N	19	108			108			108		
			R	76		AA	32		AA	31
			G	18		LR	21		LR	23
			N	6		MR	19		MR	29
						HR	28		HR	17
GADSDEN	20	488			492			493		
			R	83		AA	51		AA	30
			G	12		LR	14		LR	19
			N	5		MR	19		MR	23
						HR	16		HR	28

Legend:

Early Screening Inventory Status:

R = Ready now
G = Getting ready
N = Not ready yet

DIBELS Status:

AA = Above Average
LR = Low Risk
MR = Moderate Risk
HR = High Risk

** No data are reported when fewer than 10 students were screened or if a cell equals 100%.



Florida School Readiness Uniform Screening System
State Report of District Results
Fall 2004

District Name	District Number	ESI-K Results			DIBELS Status Results					
		Number Reported	Status	Percent	Letter Naming Number Reported	Status	Letter Naming Percent	Initial Sounds Number Reported	Status	Initial Sounds Percent
GI LCHRI ST	21	182			182			182		
			R	87		AA	41		AA	36
			G	9		LR	16		LR	16
			N	4		MR	19		MR	27
						HR	25		HR	21
GLADES	22	89			89			89		
			R	78		AA	27		AA	17
			G	17		LR	13		LR	17
			N	6		MR	29		MR	37
						HR	30		HR	29
GULF	23	141			140			140		
			R	94		AA	41		AA	33
			G	6		LR	16		LR	23
			N			MR	24		MR	24
						HR	19		HR	20
HAMI LTON	24	127			129			129		
			R	82		AA	40		AA	33
			G	15		LR	17		LR	19
			N	3		MR	24		MR	23
						HR	19		HR	24

Legend:

Early Screening Inventory Status:

R = Ready now
G = Getting ready
N = Not ready yet

DIBELS Status:

AA = Above Average
LR = Low Risk
MR = Moderate Risk
HR = High Risk

** No data are reported when fewer than 10 students were screened or if a cell equals 100%.



Florida School Readiness Uniform Screening System
State Report of District Results
Fall 2004

District Name	District Number	ESI-K Results			DIBELS Status Results					
		Number Reported	Status	Percent	Letter Naming Number Reported	Status	Letter Naming Percent	Initial Sounds Number Reported	Status	Initial Sounds Percent
HARDEE	25	335			334			334		
			R	73		AA	26		AA	28
			G	21		LR	14		LR	22
			N	6		MR	24		MR	21
						HR	36		HR	29
HENDRY	26	512			512			512		
			R	69		AA	28		AA	30
			G	22		LR	17		LR	21
			N	9		MR	22		MR	21
						HR	33		HR	29
HERNANDO	27	1314			1306			1303		
			R	82		AA	50		AA	45
			G	13		LR	16		LR	20
			N	5		MR	20		MR	20
						HR	14		HR	15
HI GHLANDS	28	829			832			832		
			R	77		AA	36		AA	36
			G	17		LR	16		LR	22
			N	7		MR	21		MR	23
						HR	26		HR	19

Legend:

Early Screening Inventory Status:

R = Ready now
G = Getting ready
N = Not ready yet

DIBELS Status:

AA = Above Average
LR = Low Risk
MR = Moderate Risk
HR = High Risk

** No data are reported when fewer than 10 students were screened or if a cell equals 100%.



Florida School Readiness Uniform Screening System
State Report of District Results
Fall 2004

		ESI-K Results			DIBELS Status Results					
District Name	District Number	Number Reported	Status	Percent	Letter Naming Number Reported	Status	Letter Naming Percent	Initial Sounds Number Reported	Status	Initial Sounds Percent
HI LLSBOROUGH	29	13141			13141			13132		
			R	86		AA	48		AA	41
			G	10		LR	15		LR	19
			N	4		MR	17		MR	19
						HR	21		HR	21
HOLMES	30	226			226			226		
			R	78		AA	29		AA	40
			G	13		LR	16		LR	21
			N	9		MR	26		MR	16
						HR	29		HR	23
INDIAN RIVER	31	1110			1140			1140		
			R	87		AA	54		AA	44
			G	10		LR	17		LR	21
			N	3		MR	17		MR	18
						HR	12		HR	17
JACKSON	32	501			503			503		
			R	79		AA	39		AA	31
			G	13		LR	15		LR	21
			N	7		MR	22		MR	28
						HR	25		HR	19

Legend:

Early Screening Inventory Status:

R = Ready now
G = Getting ready
N = Not ready yet

DIBELS Status:

AA = Above Average
LR = Low Risk
MR = Moderate Risk
HR = High Risk

** No data are reported when fewer than 10 students were screened or if a cell equals 100%.



Florida School Readiness Uniform Screening System
State Report of District Results
Fall 2004

District Name	District Number	ESI-K Results			DIBELS Status Results					
		Number Reported	Status	Percent	Letter Naming Number Reported	Status	Letter Naming Percent	Initial Sounds Number Reported	Status	Initial Sounds Percent
JEFFERSON	33	95			105			105		
			R	79		AA	36		AA	26
			G	9		LR	14		LR	20
			N	12		MR	18		MR	26
						HR	31		HR	29
LAFAYETTE	34	78			81			81		
			R	81		AA	40		AA	46
			G	17		LR	22		LR	16
			N	3		MR	15		MR	22
						HR	23		HR	16
LAKE	35	2435			2360			2361		
			R	84		AA	45		AA	42
			G	12		LR	15		LR	20
			N	4		MR	19		MR	19
						HR	21		HR	19
LEE	36	5014			5072			5070		
			R	82		AA	43		AA	39
			G	13		LR	16		LR	19
			N	5		MR	17		MR	19
						HR	24		HR	22

Legend:

Early Screening Inventory Status:

R = Ready now
G = Getting ready
N = Not ready yet

DIBELS Status:

AA = Above Average
LR = Low Risk
MR = Moderate Risk
HR = High Risk

** No data are reported when fewer than 10 students were screened or if a cell equals 100%.



Florida School Readiness Uniform Screening System
State Report of District Results
Fall 2004

District Name	District Number	ESI-K Results			DIBELS Status Results					
		Number Reported	Status	Percent	Letter Naming Number Reported	Status	Letter Naming Percent	Initial Sounds Number Reported	Status	Initial Sounds Percent
LEON	37	2328			2334			2333		
			R	85		AA	57		AA	47
			G	11		LR	14		LR	19
			N	4		MR	15		MR	17
						HR	14		HR	17
LEVY	38	408			419			419		
			R	82		AA	41		AA	47
			G	15		LR	19		LR	19
			N	3		MR	20		MR	20
						HR	21		HR	14
LI BERTY	39	90			93			90		
			R	81		AA	45		AA	61
			G	16		LR	14		LR	16
			N	3		MR	19		MR	10
						HR	22		HR	13
MADI SON	40	175			178			178		
			R	80		AA	42		AA	37
			G	14		LR	17		LR	17
			N	6		MR	20		MR	26
						HR	21		HR	20

Legend:

Early Screening Inventory Status:

R = Ready now
G = Getting ready
N = Not ready yet

DIBELS Status:

AA = Above Average
LR = Low Risk
MR = Moderate Risk
HR = High Risk

** No data are reported when fewer than 10 students were screened or if a cell equals 100%.



Florida School Readiness Uniform Screening System
State Report of District Results
Fall 2004

District Name	District Number	ESI-K Results			DIBELS Status Results					
		Number Reported	Status	Percent	Letter Naming Number Reported	Status	Letter Naming Percent	Initial Sounds Number Reported	Status	Initial Sounds Percent
MANATEE	41	3005			3013			3012		
			R	82		AA	37		AA	36
			G	12		LR	15		LR	19
			N	6		MR	21		MR	20
						HR	26		HR	24
MARI ON	42	2603			2614			2614		
			R	77		AA	47		AA	38
			G	15		LR	16		LR	20
			N	8		MR	17		MR	21
						HR	20		HR	21
MARTIN	43	1095			1107			1104		
			R	83		AA	51		AA	34
			G	12		LR	16		LR	21
			N	5		MR	17		MR	21
						HR	16		HR	24
MONROE	44	512			520			520		
			R	88		AA	52		AA	43
			G	8		LR	15		LR	20
			N	4		MR	18		MR	21
						HR	15		HR	17

Legend:

Early Screening Inventory Status:

R = Ready now
G = Getting ready
N = Not ready yet

DIBELS Status:

AA = Above Average
LR = Low Risk
MR = Moderate Risk
HR = High Risk

** No data are reported when fewer than 10 students were screened or if a cell equals 100%.



Florida School Readiness Uniform Screening System
State Report of District Results
Fall 2004

District Name	District Number	ESI-K Results			DIBELS Status Results					
		Number Reported	Status	Percent	Letter Naming Number Reported	Status	Letter Naming Percent	Initial Sounds Number Reported	Status	Initial Sounds Percent
NASSAU	45	703			711			711		
			R	83		AA	46		AA	37
			G	12		LR	20		LR	23
			N	4		MR	19		MR	21
						HR	15		HR	19
OKALOOSA	46	1999			1980			1980		
			R	87		AA	51		AA	44
			G	10		LR	17		LR	19
			N	3		MR	17		MR	18
						HR	15		HR	20
OKEECHOBEE	47	514			514			514		
			R	79		AA	28		AA	31
			G	14		LR	19		LR	20
			N	7		MR	22		MR	23
						HR	31		HR	27
ORANGE	48	11475			11261			11168		
			R	84		AA	48		AA	38
			G	12		LR	15		LR	20
			N	4		MR	16		MR	21
						HR	21		HR	21

Legend:

Early Screening Inventory Status:

R = Ready now
G = Getting ready
N = Not ready yet

DIBELS Status:

AA = Above Average
LR = Low Risk
MR = Moderate Risk
HR = High Risk

** No data are reported when fewer than 10 students were screened or if a cell equals 100%.



Florida School Readiness Uniform Screening System
State Report of District Results
Fall 2004

District Name	District Number	ESI-K Results			DIBELS Status Results					
		Number Reported	Status	Percent	Letter Naming Number Reported	Status	Letter Naming Percent	Initial Sounds Number Reported	Status	Initial Sounds Percent
OSCEOLA	49	2965			3009			3010		
			R	79		AA	37		AA	31
			G	15		LR	17		LR	21
			N	6		MR	19		MR	22
						HR	27		HR	26
PALM BEACH	50	11508			11236			11223		
			R	83		AA	55		AA	43
			G	12		LR	14		LR	18
			N	5		MR	14		MR	18
						HR	16		HR	21
PASCO	51	4291			4285			4285		
			R	83		AA	44		AA	42
			G	13		LR	16		LR	20
			N	5		MR	19		MR	18
						HR	20		HR	20
PI NELLAS	52	7357			7345			7345		
			R	87		AA	48		AA	39
			G	10		LR	17		LR	20
			N	3		MR	18		MR	19
						HR	17		HR	22

Legend:

Early Screening Inventory Status:

R = Ready now
G = Getting ready
N = Not ready yet

DIBELS Status:

AA = Above Average
LR = Low Risk
MR = Moderate Risk
HR = High Risk

** No data are reported when fewer than 10 students were screened or if a cell equals 100%.



Florida School Readiness Uniform Screening System
State Report of District Results
Fall 2004

District Name	District Number	ESI-K Results			DIBELS Status Results					
		Number Reported	Status	Percent	Letter Naming Number Reported	Status	Letter Naming Percent	Initial Sounds Number Reported	Status	Initial Sounds Percent
POLK	53	6056			5986			5984		
			R	76		AA	36		AA	34
			G	17		LR	16		LR	20
			N	7		MR	20		MR	22
						HR	28		HR	25
PUTNAM	54	892			890			889		
			R	77		AA	34		AA	35
			G	16		LR	17		LR	21
			N	8		MR	22		MR	21
						HR	27		HR	23
ST. JOHNS	55	1628			1628			1628		
			R	88		AA	64		AA	53
			G	10		LR	15		LR	17
			N	3		MR	12		MR	17
						HR	9		HR	12
ST. LUCIE	56	2418			2440			2439		
			R	79		AA	53		AA	44
			G	16		LR	14		LR	19
			N	5		MR	18		MR	18
						HR	15		HR	18

Legend:

Early Screening Inventory Status:

R = Ready now
G = Getting ready
N = Not ready yet

DIBELS Status:

AA = Above Average
LR = Low Risk
MR = Moderate Risk
HR = High Risk

** No data are reported when fewer than 10 students were screened or if a cell equals 100%.



Florida School Readiness Uniform Screening System
State Report of District Results
Fall 2004

District Name	District Number	ESI-K Results			DIBELS Status Results					
		Number Reported	Status	Percent	Letter Naming Number Reported	Status	Letter Naming Percent	Initial Sounds Number Reported	Status	Initial Sounds Percent
SANTA ROSA	57	1596			1587			1587		
			R	88		AA	52		AA	46
			G	9		LR	16		LR	20
			N	3		MR	17		MR	19
						HR	15		HR	14
SARASOTA	58	2638			2622			2622		
			R	86		AA	47		AA	45
			G	11		LR	16		LR	19
			N	4		MR	19		MR	17
						HR	18		HR	19
SEMI NOLE	59	4348			4307			4307		
			R	87		AA	56		AA	45
			G	10		LR	15		LR	21
			N	4		MR	14		MR	17
						HR	15		HR	17
SUMTER	60	525			403			403		
			R	81		AA	41		AA	43
			G	14		LR	16		LR	20
			N	5		MR	17		MR	20
						HR	26		HR	18

Legend:

Early Screening Inventory Status:

R = Ready now
G = Getting ready
N = Not ready yet

DIBELS Status:

AA = Above Average
LR = Low Risk
MR = Moderate Risk
HR = High Risk

** No data are reported when fewer than 10 students were screened or if a cell equals 100%.



Florida School Readiness Uniform Screening System
State Report of District Results
Fall 2004

District Name	District Number	ESI-K Results			DIBELS Status Results					
		Number Reported	Status	Percent	Letter Naming Number Reported	Status	Letter Naming Percent	Initial Sounds Number Reported	Status	Initial Sounds Percent
SUWANNEE	61	400			398			398		
			R	83		AA	40		AA	37
			G	14		LR	19		LR	22
			N	3		MR	23		MR	23
						HR	18		HR	18
TAYLOR	62	200			202			202		
			R	82		AA	55		AA	48
			G	15		LR	17		LR	17
			N	4		MR	19		MR	17
						HR	9		HR	18
UNI ON	63	193			191			191		
			R	85		AA	47		AA	37
			G	10		LR	14		LR	26
			N	5		MR	21		MR	25
						HR	18		HR	12
VOLUSIA	64	4234			4243			4243		
			R	81		AA	49		AA	42
			G	14		LR	16		LR	20
			N	5		MR	18		MR	19
						HR	17		HR	19

Legend:

Early Screening Inventory Status:

R = Ready now
 G = Getting ready
 N = Not ready yet

DIBELS Status:

AA = Above Average
 LR = Low Risk
 MR = Moderate Risk
 HR = High Risk

** No data are reported when fewer than 10 students were screened or if a cell equals 100%.



Florida School Readiness Uniform Screening System
State Report of District Results
Fall 2004

District Name	District Number	ESI-K Results			DIBELS Status Results					
		Number Reported	Status	Percent	Letter Naming Number Reported	Status	Letter Naming Percent	Initial Sounds Number Reported	Status	Initial Sounds Percent
WAKULLA	65	343			344			344		
			R	85		AA	47		AA	40
			G	11		LR	17		LR	21
			N	4		MR	17		MR	22
						HR	19		HR	17
WALTON	66	438			436			435		
			R	82		AA	36		AA	36
			G	14		LR	18		LR	23
			N	4		MR	21		MR	22
						HR	25		HR	19
WASHI NGTON	67	228			232			232		
			R	76		AA	34		AA	33
			G	14		LR	16		LR	27
			N	10		MR	24		MR	16
						HR	26		HR	24
FLA SCH FOR DEAF & BLIND	68									

Legend:


Early Screening Inventory Status:

R = Ready now
G = Getting ready
N = Not ready yet

DIBELS Status:

AA = Above Average
LR = Low Risk
MR = Moderate Risk
HR = High Risk

** No data are reported when fewer than 10 students were screened or if a cell equals 100%.



Florida School Readiness Uniform Screening System
State Report of District Results
Fall 2004

District Name	District Number	ESI-K Results			DIBELS Status Results					
		Number Reported	Status	Percent	Letter Naming Number Reported	Status	Letter Naming Percent	Initial Sounds Number Reported	Status	Initial Sounds Percent
FAU HENDERSON	72	66			66			66		
			R	91		AA	80		AA	67
			G	9		LR	11		LR	11
			N			MR	5		MR	14
						HR	5		HR	9
FSU SCH	73	173			173			173		
			R	95		AA	70		AA	57
			G	2		LR	16		LR	17
			N	3		MR	12		MR	14
						HR	3		HR	12
FAMU SCH	74	40			40			40		
			R	83		AA	80		AA	55
			G	15		LR	10		LR	15
			N	3		MR	3		MR	20
						HR	8		HR	10
UF PK YONGE	75	49			49			49		
			R	94		AA	67		AA	63
			G	4		LR	12		LR	12
			N	2		MR	8		MR	16
						HR	12		HR	8

Legend:

Early Screening Inventory Status:

R = Ready now
G = Getting ready
N = Not ready yet

DIBELS Status:

AA = Above Average
LR = Low Risk
MR = Moderate Risk
HR = High Risk

** No data are reported when fewer than 10 students were screened or if a cell equals 100%.



Florida School Readiness Uniform Screening System
State Report of District Results
Fall 2004

District Name	District Number	ESI-K Results			DIBELS Status Results					
		Number Reported	Status	Percent	Letter Naming Number Reported	Status	Letter Naming Percent	Initial Sounds Number Reported	Status	Initial Sounds Percent
FLORIDA CONNECTIONS ACADEMY	78	6			5			5		
			R	**		AA	**		AA	**
			G	**		LR	**		LR	**
			N	**		MR	**		MR	**
						HR	**		HR	**
FLORIDA VIRTUAL ACADEMY	79	16			15			15		
			R	**		AA	80		AA	80
			G	**		LR	7		LR	
			N	**		MR	13		MR	20
						HR			HR	
STATE DISTRIBUTION		175806			175023			174913		
			R	84		AA	48		AA	39
			G	12		LR	15		LR	19
			N	5		MR	17		MR	20
						HR	20		HR	22

Legend:

Early Screening Inventory Status:

R = Ready now
G = Getting ready
N = Not ready yet

DIBELS Status:

AA = Above Average
LR = Low Risk
MR = Moderate Risk
HR = High Risk

** No data are reported when fewer than 10 students were screened or if a cell equals 100%.

Early Screening Inventory - Revised (ESI-K)

Total ESI-K scores are calculated using teacher ratings of 19 activities performed by students in 5 developmental areas. Practice items and Speech Development (Section IV) tasks are not included in these totals. Total ESI-K scores can be interpreted as shown in the table to the right.

ESI-K Scoring Table

Age Range	Not Ready Yet	Getting Ready	Ready Now
4.6 - 4.11	9 or less	10 - 13	14 or more
5.0 - 5.5	13 or less	14 - 17	18 or more
5.6 - 5.11	15 or less	16 - 20	21 or more
unknown	9 or less	10 - 20	21 or more

Dynamic Indicators of Basic Early Literacy Skills (DIBELS)

Letter Naming Fluency

Letter Naming Fluency measures a child's proficiency in naming uppercase and lowercase letters. Children are presented with a page containing letters in random order and are asked to name as many letters as possible within one minute.

Letter Naming Fluency Scoring Table

Number Correct per Minute	Status	Description
0 - 1	High Risk (HR)	Seriously below grade level and in need of substantial intervention
2 - 7	Moderate Risk (MR)	Moderately below grade level and in need of additional intervention
8 - 16	Low Risk (LR)	At grade level
17 +	Above Average (AA)	At or above the 60th percentile

Initial Sounds Fluency

Initial Sounds Fluency determines a child's ability to recognize the beginning sound(s) in an orally presented word. Children are shown pictures of objects and asked to identify the picture that begins with the sound the examiner presents. Children are also asked to produce the beginning sound for an orally presented word that matches one of the pictures.

Initial Sounds Fluency Scoring Table

Score	Status	Description
0 - 3	High Risk (HR)	Seriously below grade level and in need of substantial intervention
4 - 7	Moderate Risk (MR)	Moderately below grade level and in need of additional intervention
8 - 11	Low Risk (LR)	At grade level
12 +	Above Average (AA)	At or above the 60th percentile