

NAEP 2007—Grade 4 Reading Overall Results



NATIONAL ASSESSMENT
OF EDUCATIONAL
PROGRESS

National Assessment of Educational Progress 2007 Report for Florida

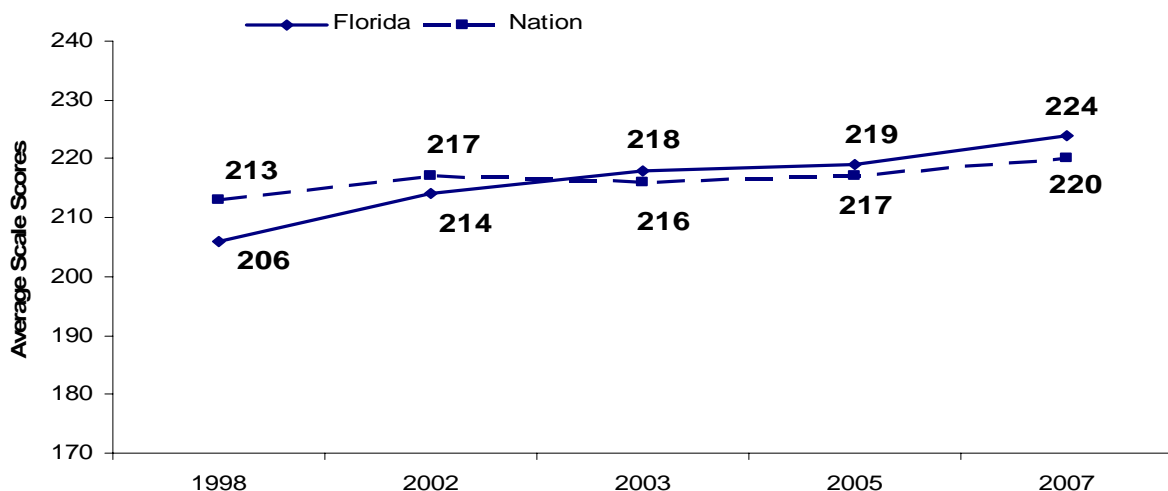
Highlights of Grade 4 Reading

In 2007, 52 jurisdictions participated in the NAEP Grade 4 Reading assessment: 50 states, the Department of Defense Schools, and Washington, D.C.

- Florida's Grade 4 students scored 224, four points higher than the national Grade 4 average scale score of 220.
- Florida's Grade 4 students' reading average scale score improved by five points between 2005 and 2007—from 219 to 224.
- Florida was one of only 18 states whose average NAEP Grade 4 reading scale score increased between 2005 and 2007.
- In 2007, Florida's Grade 4 students outperformed 58 percent of their peers in other states in reading; whereas, Florida's Grade 4 students outperformed 37 percent of their peers in other states in 2003.

Average Scale Scores Florida and the Nation

Figure 1
NAEP Grade 4 Reading 1998–2007



NAEP 2007—Grade 4 Reading Overall Results

Highlights

Florida's NAEP 2007 Grade 4 reading average scale score (224) was significantly higher than in 1998 (206), 2002 (214), 2003 (218), and 2005 (219).

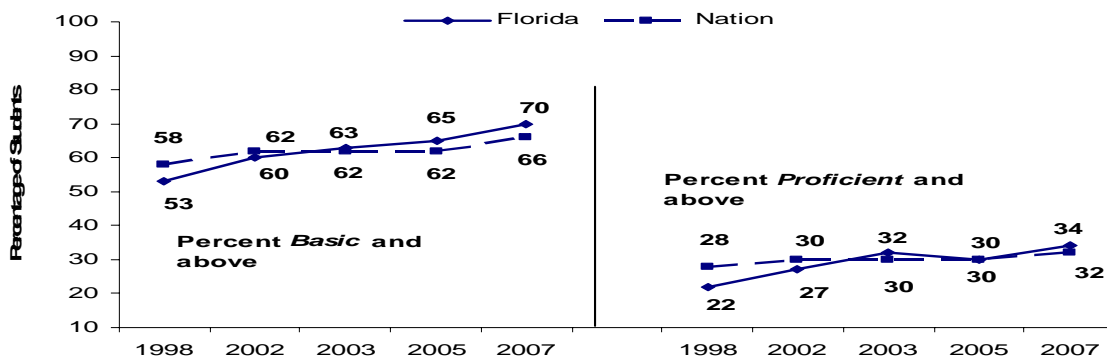
Florida's 2007 NAEP Grade 4 reading average scale score was significantly higher than the national average (224 vs. 220).

This was the third consecutive assessment (2003, 2005, and 2007) of Florida's Grade 4 students in which they scored higher than the national average in reading. Florida improved 18 points since 1998 (206 to 224). The nation improved 7 points during the same time period (213 to 220). This improvement moves Florida from performing 7 points below the nation in 1998 to 4 points higher than the nation in 2007.

Florida is one of 18 states with Grade 4 reading average scale score increases between 2005 and 2007 and one of 25 states with scale score increases since 1992.

Percentage of Students Performing at or Above *Basic* and *Proficient* Achievement Levels Florida and the Nation

Figure 2
NAEP Grade 4 Reading 1998–2007



Highlights

In 2007, a significantly higher percentage of Florida's Grade 4 students performed at or above *Basic* (70 percent vs. 65 percent) and at or above *Proficient* (34 percent vs. 30 percent) in reading than in 2005. Both 2007 achievement level results were higher than those of the nation's (70 percent vs. 66 percent for at or above *Basic* and 34 percent vs. 32 percent for at or above *Proficient*).

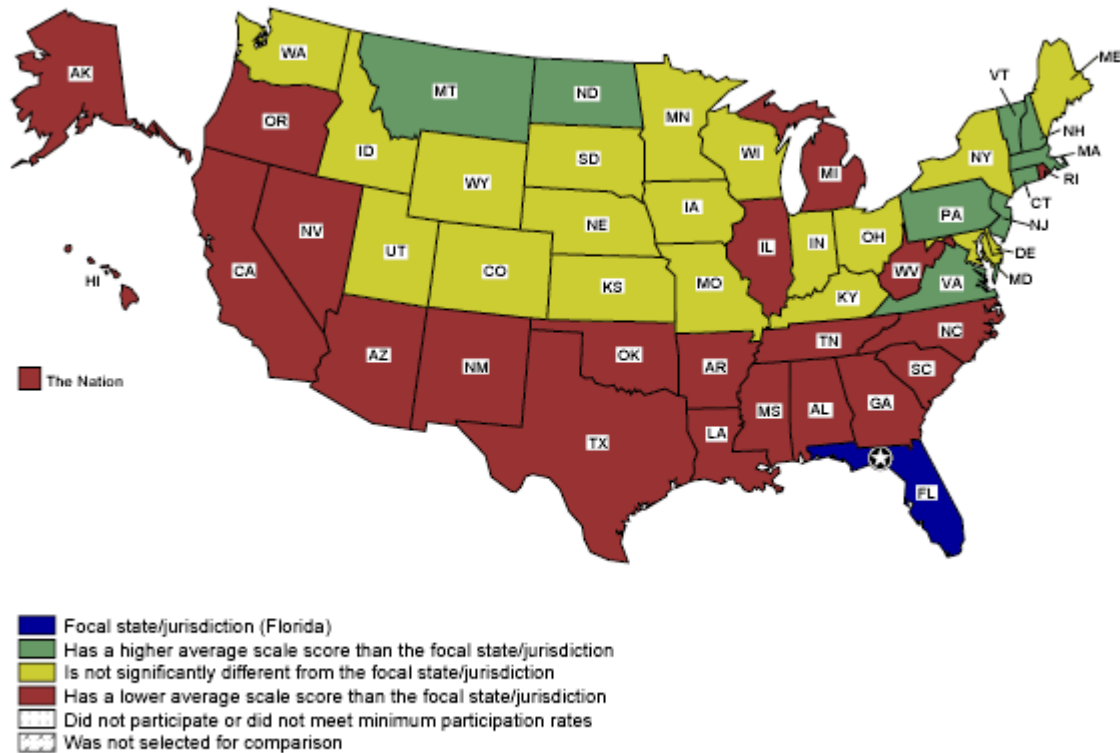
Florida's improvement since 1998 was greater than the nation's:

- at or above *Basic*:
 - Florida – 53 percent to 70 percent, a 17-percentage point increase
 - Nation – 58 percent to 66 percent, an 8-percentage point increase
- at or above *Proficient*:
 - Florida – 22 percent to 34 percent, a 12-percentage point increase
 - Nation – 28 percent to 32 percent, a 4-percentage point increase

NAEP 2007—Grade 4 Reading Overall Results

Grade 4 Reading Average Scale Scores

Figure 3
Florida's National Standing in 2007



¹ Department of Defense Education Activity schools (domestic and overseas).

SOURCE: U.S. Department of Education, Institute of Education Sciences, National Center for Education Statistics, National Assessment of Educational Progress (NAEP), 2007 Reading Assessments.

In 2007, Florida's NAEP Grade 4 reading average scale score (224) was

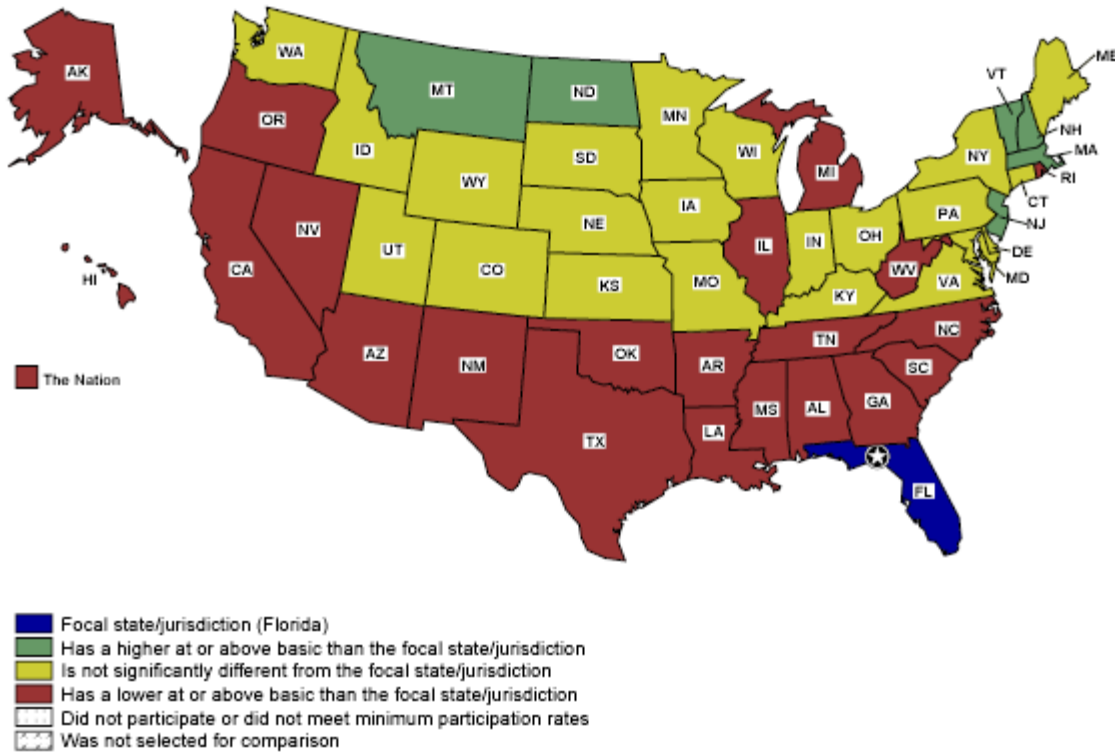
- **higher than the nation and 21 states:**
Texas, Michigan, Georgia, Rhode Island, Illinois, North Carolina, Oklahoma, Arkansas, Tennessee, Alabama, West Virginia, Oregon, Alaska, South Carolina, Hawaii, New Mexico, Nevada, Arizona, California, Mississippi, and Louisiana.*
- **not significantly different from 19 states:**
Maine, Ohio, Wyoming, Delaware, Iowa, Kansas, Maryland, Minnesota, New York, *Florida*, Colorado, Washington, Idaho, South Dakota, Wisconsin, Nebraska, Indiana, Kentucky, Missouri, and Utah.*
- **lower than nine states:**
Massachusetts, New Jersey, New Hampshire, Vermont, Montana, Virginia, Connecticut, North Dakota, and Pennsylvania.*

*Within each group, states are listed from highest to lowest performance.

NAEP 2007—Grade 4 Reading Overall Results

Grade 4 Reading Achievement Levels Percent at or above *Basic*

Figure 4
Florida's National Standing in 2007



¹ Department of Defense Education Activity schools (domestic and overseas).

SOURCE: U.S. Department of Education, Institute of Education Sciences, National Center for Education Statistics, National Assessment of Educational Progress (NAEP), 2007 Reading Assessments.

In 2007, the percentage of Florida's Grade 4 students who scored at or above *Basic* (70 percent) in NAEP 2007 reading was

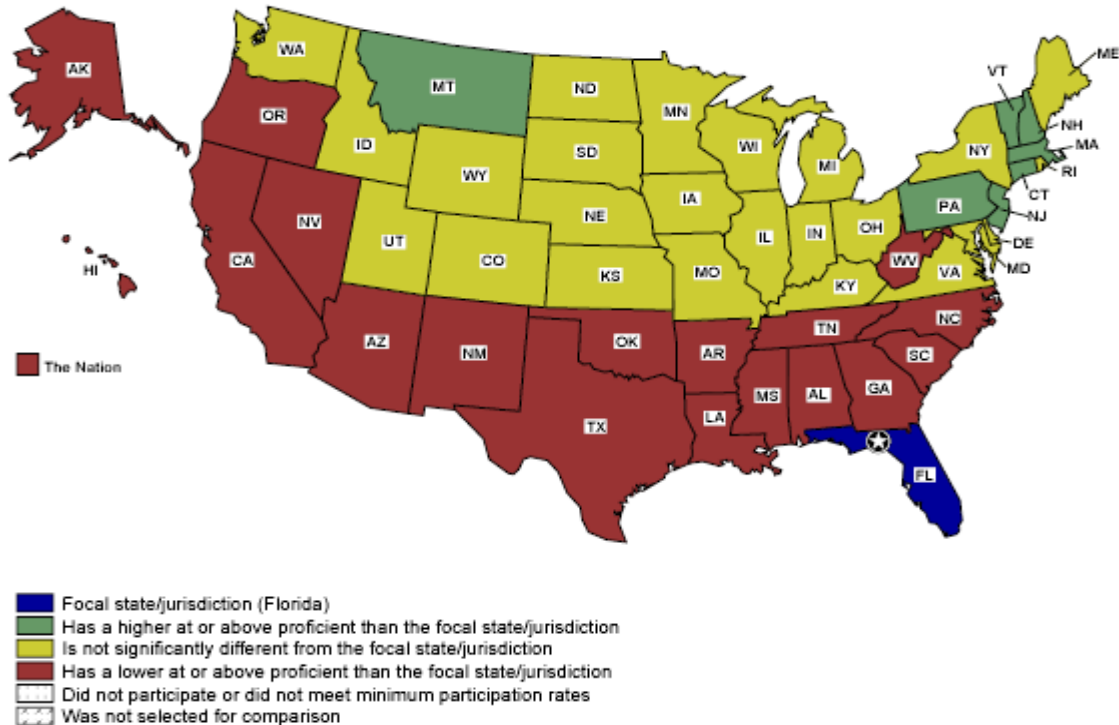
- **higher than the nation and 21 states:**
Texas, Georgia, Michigan, Rhode Island, Oklahoma, Illinois, North Carolina, Arkansas, West Virginia, Alaska, Alabama, Oregon, Tennessee, Hawaii, South Carolina, New Mexico, Nevada, Arizona, California, Louisiana, and Mississippi.*
- **not significantly different from 22 states:**
Virginia, Iowa, Wyoming, Maine, Delaware, Minnesota, Pennsylvania, Connecticut, Ohio, Kansas, South Dakota, Nebraska, *Florida*, Idaho, Colorado, Wisconsin, Washington, New York, Maryland, Utah, Indiana, Kentucky, and Missouri.*
- **lower than six states:**
Massachusetts, New Jersey, New Hampshire, Montana, North Dakota, and Vermont.*

*Within each group, states are listed from highest to lowest performance.

NAEP 2007—Grade 4 Reading Overall Results

Grade 4 Reading Achievement Levels Percent at or above *Proficient*

Figure 5
Florida's National Standing in 2007



¹ Department of Defense Education Activity schools (domestic and overseas).

SOURCE: U.S. Department of Education, Institute of Education Sciences, National Center for Education Statistics, National Assessment of Educational Progress (NAEP), 2007 Reading Assessments.

In 2007, the percentage of Florida's Grade 4 students who scored at or above *Proficient* (34 percent) in NAEP 2007 reading was

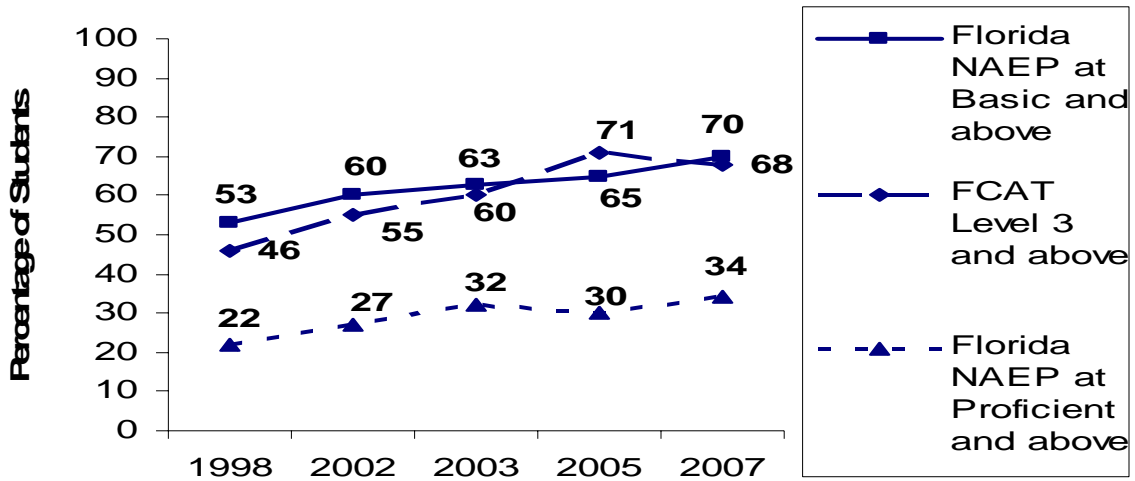
- **higher than the nation and 18 states:**
Texas, Alaska, North Carolina, Arkansas, Alabama, West Virginia, Georgia, Oregon, Oklahoma, Tennessee, South Carolina, Hawaii, Nevada, Arizona, New Mexico, California, Louisiana, and Mississippi.*
- **not significantly different from 24 states:**
Virginia, Minnesota, Wyoming, New York, Colorado, Iowa, Maine, Wisconsin, Kansas, Maryland, Ohio, Washington, Idaho, North Dakota, Nebraska, *Florida*, Delaware, Utah, South Dakota, Indiana, Kentucky, Illinois, Missouri, Michigan, and Rhode Island.*
- **lower than seven states:**
Massachusetts, New Jersey, Vermont, New Hampshire, Connecticut, Pennsylvania, and Montana.*

*Within each group, states are listed from highest to lowest performance.

NAEP 2007—Grade 4 Reading Overall Results

Grade 4 Reading Comparison of FCAT and Florida NAEP Proficiency Results 1998–2007

Figure 6
FCAT and NAEP



Highlights

The percentage of Florida's 2007 Grade 4 students scoring at FCAT Level 3 and above in reading increased by 22 percentage points between 1998 and 2007, from 46 percent to 68 percent.

The improvement in FCAT scores is similar to the trend in Florida's Grade 4 NAEP Reading results for the percentage at or above *Basic*, which increased from 53 percent to 70 percent, an increase of 17 percentage points between 1998 and 2007.

The improvement in Florida's Grade 4 NAEP Reading results for the percentage at or above *Proficient* has also shown a steady upward trend, increasing from 22 percent to 34 percent, an increase of 12 percentage points between 1998 and 2007.