



Update on Implementation of the Class Size Amendment

House of Representatives
Committee on 21st Century Competitiveness

Department of Education

Linda Champion

Deputy Commissioner, Finance and Operations




The Constitutional Amendment

Limits Class Sizes


November 2002 establishing, by the beginning of the 2010-2011 school year, the maximum number of students in core-curricula courses assigned to a teacher in each of the following three grade groups:

- ❖ 18 students in Prekindergarten through Grade 3.
- ❖ 22 students in Grades 4 through 8
- ❖ 25 students in Grades 9 through 12



**Section 1003.03(2), Florida Statutes,
Implements the Constitutional Amendment by
Establishing measures for Compliance.**

- ❖ Establishes a baseline based on data from the February 2003 student membership survey.
- ❖ Establishes a method of measuring compliance and schedule for implementation.
- ❖ Establishes requirements of those districts found to be non-compliant.



**Section 1003.03(2), Florida Statutes,
Schedule for Implementation of Compliance with
the Constitutional Amendment**

Level at Which Compliance Will Be Measured
For All Grade Groups by Year

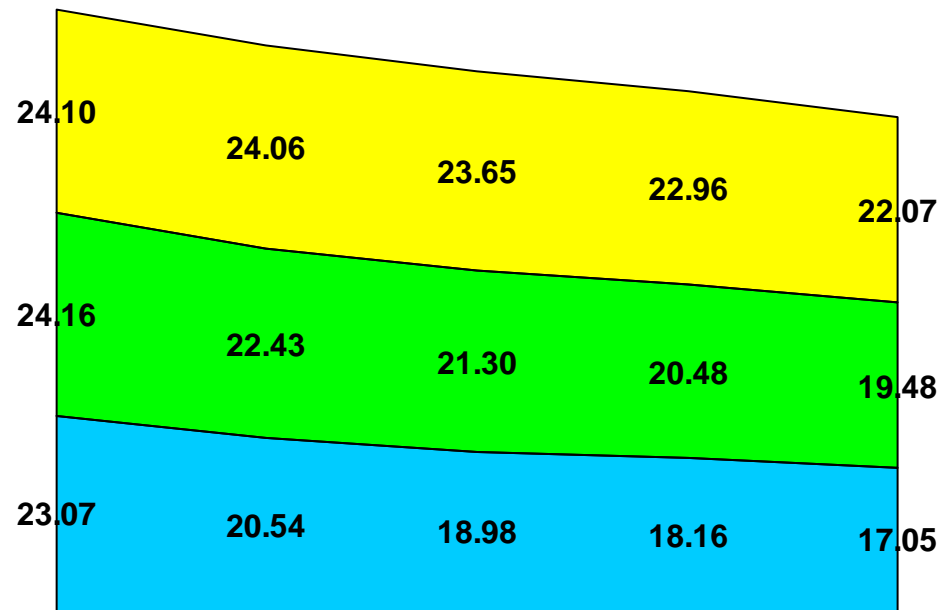
School Year	Compliance Measured at
2003-04 to 2005-06	District-Level
2006-07 & 2007-08	School-Level
2008-09 & After	Classroom-Level



ACCOUNTABILITY – CLASS SIZE

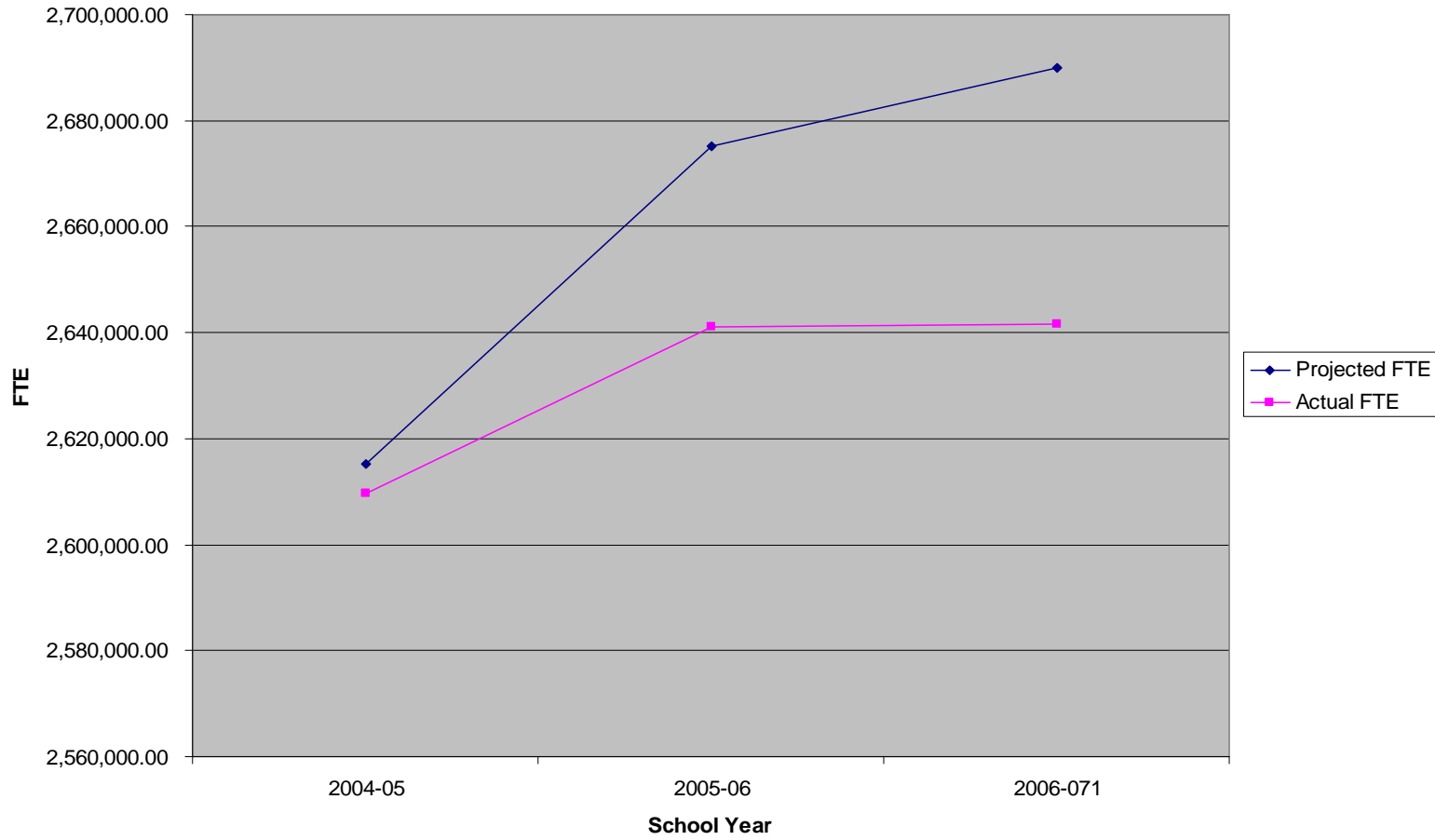
- Beginning in the 2006-2007 school year, the department shall annually determine which districts do not meet the requirements.
- DOE shall develop a constitutional compliance plan for each such district which includes:
 - Redrawing school attendance zones.
- Each district school board shall implement the constitutional compliance plan developed by the state board until the district complies with the constitutional class size maximums.

Trends in Class Size Reduction Updated with 2006-07 Averages



	2002-2003	2003-2004	2004-2005	2005-2006	2006-2007
Grades 9-12	24.10	24.06	23.65	22.96	22.07
Grades 4-8	24.16	22.43	21.30	20.48	19.48
Grades PK-3	23.07	20.54	18.98	18.16	17.05

Projected vs. Actual FTE



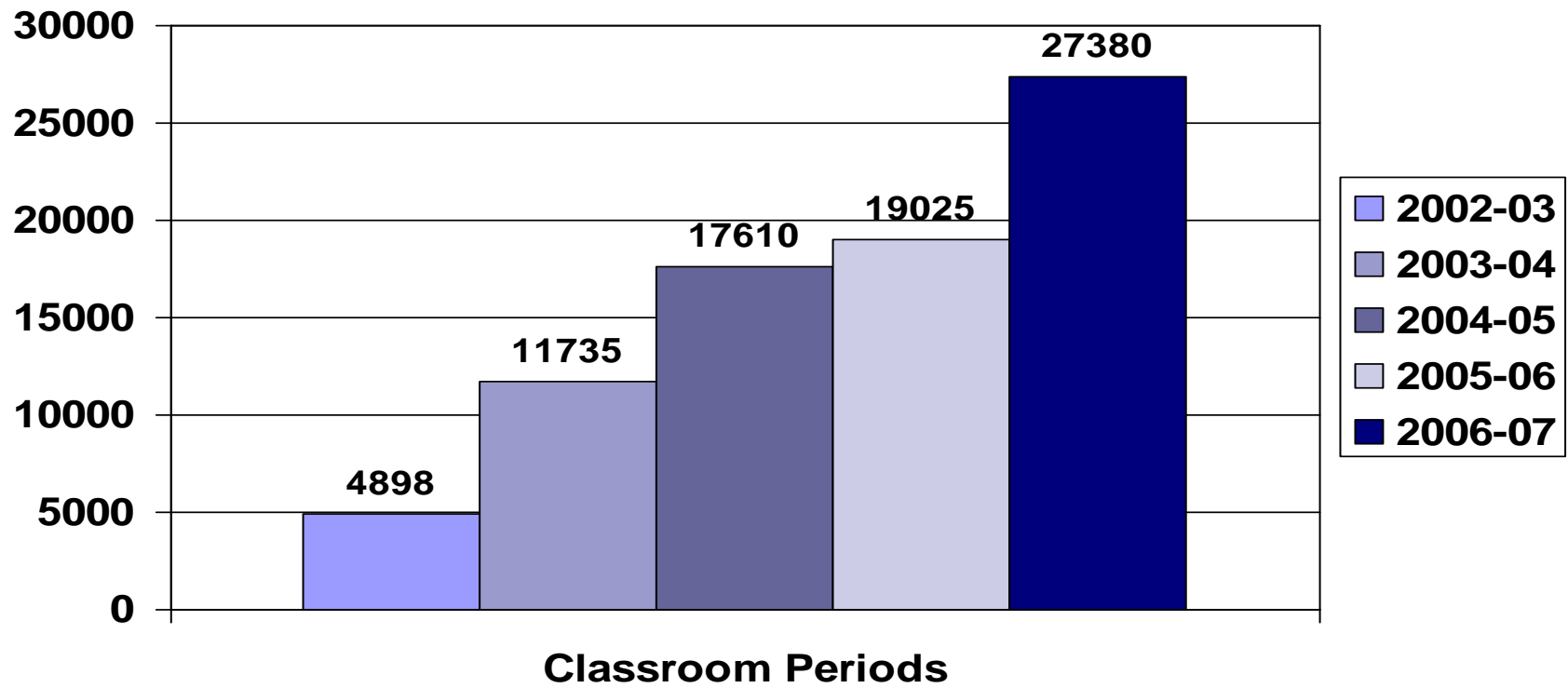


2006 Legislation – HB 7087

Team-Teaching Strategies

- Teaching strategies implemented on or after July 1, 2005, may be implemented subject to the following restrictions:
 - **1. Reasonable limits shall be placed on the number of students in a classroom so that classrooms are not overcrowded. Teacher-to-student ratios within a curriculum area or grade level must not exceed constitutional limits.**
 - **2. At least one member of the team must have at least 3 years of teaching experience.**
 - **3. At least one member of the team must be teaching in-field.**
 - **4. The teachers must be trained in team-teaching methods within 1 year after assignment.**

Team-Teaching 2002-03 to 2006-07





School-Level Compliance 2006-2007

- 177 Traditional (5.83%) and 88 Charter (24.58%) Schools were determined to not have met compliance with class size requirements.
- 42 districts had at least 1 school out of compliance



Process and Time Lines for Appeals

November 29 – Districts and charter schools receive October 2006 school-level class size averages and appeals process begins.

December 26 - Districts and charter schools notified of the proposed transfer calculation.

January 2 - Deadline for submission of appeal and supporting documentation.

January 3-February 10 - Review of appeals.



History of Class Size Appeals

	Number of Districts Not in Compliance – Pre-Appeals	Number of Districts Not in Compliance – Post-Appeals
2003-04	17	8
2004-05	18	9
2005-06	3	1
2006-07	42 Districts – 177 Traditional Public Schools 88 Charter Schools	24 Districts – 86 Traditional Public Schools 49 Charter Schools



Bases for Appeals

- Unexpected student growth
- Inability to hire teachers until after October 2006 student membership survey
- District reporting errors



2006-07 Class Size Transfer Calculation

	Transfer Calculation Prior to Appeals	Transfer Calculation Following Appeals
PK-Grade 3	\$6,649,287	\$3,191,991
Grades 4-8	\$5,162,829	\$1,870,210
Grades 9-12	\$2,856,222	\$328,720
Total	\$14,668,338	\$5,318,921

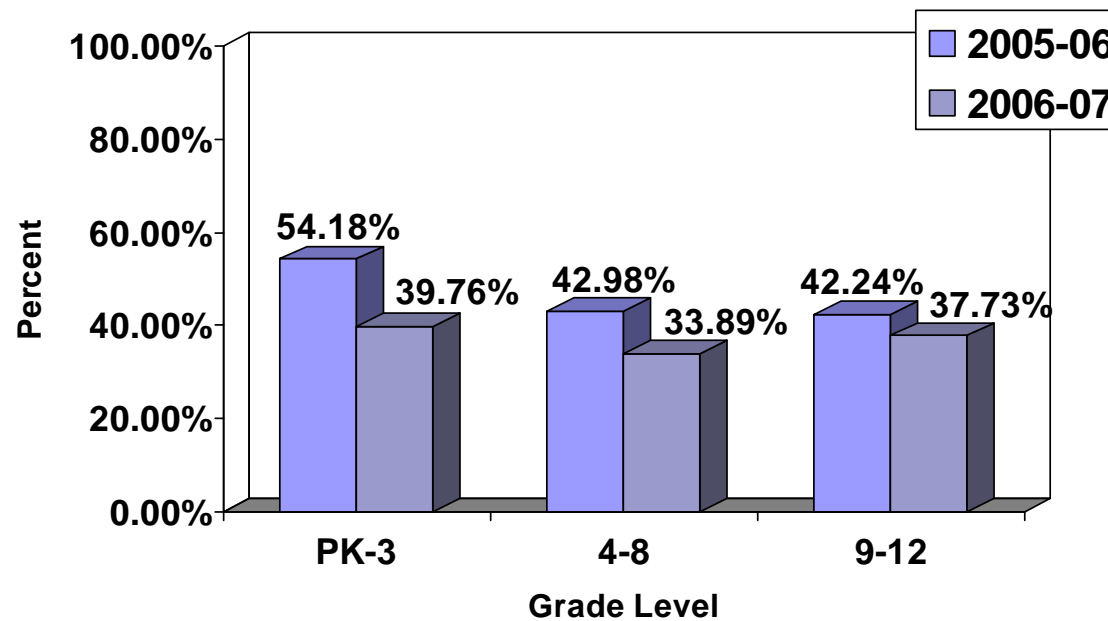


Final Actions

- ***February 20*** - State Board of Education meeting for approval of transfer calculation.
- ***February 22*** - Legislative Budget Commission meeting for final approval of transfer calculation.

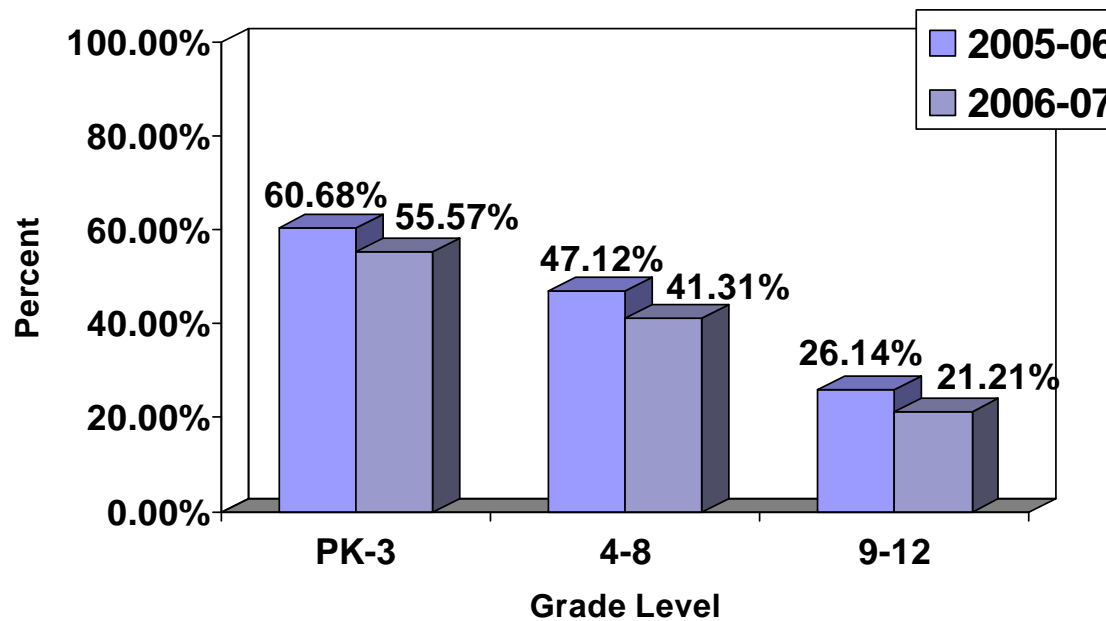
Percent of Classrooms Over Class Size Cap 2006-07

Traditional Schools



Percent of Classrooms Over Class Size Cap 2006-07

Charter Schools



FLORIDA DEPARTMENT OF EDUCATION

CLASS SIZE REDUCTION FOR K-12
TOTAL OPERATING COSTS TO IMPLEMENT THROUGH 2010-11

CURRENT ACTUAL SPENDING ON CLASS SIZE AND EXPECTED OUT YEAR EXPENDITURES BASED UPON CURRENT POLICY AND ESTIMATES

	2003-04a	2004-05a	2005-06a	2006-07a	2007-08p	2008-09p	2009-10p	2010-11p	8 Year Total
2003-04	468,198,634	468,198,634	468,198,634	468,198,634	468,198,634	468,198,634	468,198,634	468,198,634	3,745,589,072
2004-05		503,992,582	503,992,582	503,992,582	503,992,582	503,992,582	503,992,582	503,992,582	3,527,948,074
2005-06			535,008,480	535,008,480	535,008,480	535,008,480	535,008,480	535,008,480	3,210,050,880
2006-07				601,329,648	601,329,648	601,329,648	601,329,648	601,329,648	3,006,648,240
2007-08					577,337,208	577,337,208	577,337,208	577,337,208	2,309,348,832
2008-09						617,530,524	617,530,524	617,530,524	1,852,591,572
2009-10							655,028,013	655,028,013	1,310,056,026
2010-11								721,969,063	721,969,063
Annual Operating Cost	468,198,634	972,191,216	1,507,199,696	2,108,529,344	2,685,866,552	3,303,397,076	3,958,425,089	4,680,394,152	19,684,201,759

a Actual.
p Projected.



This presentation will be available online at:

<http://www.firn.edu/doe/arm/class-size.htm>