

Disability History and Awareness: A Resource Guide



“Reaffirmation of the local, state, and federal commitment to the full inclusion in society of, and the equal opportunity for, all individuals with disabilities.”

Section 1003.4205(1)(3)(c), Florida Statutes

2010

This publication is available through the Bureau of Exceptional Education and Student Services, Florida Department of Education. For additional information on this publication, or for a list of available publications, contact the Clearinghouse Information Center, Bureau of Exceptional Education and Student Services, Division of Public Schools, Florida Department of Education, Room 628 Turlington Building, Tallahassee, Florida 32399-0400.

Telephone: (850) 245-0477

Fax: (850) 245-0987

E-mail: cicbiscs@FLDOE.org

Website: <http://www.fldoe.org/ese/>

Disability History and Awareness: A Resource Guide

**Florida Department of Education
Bureau of Exceptional Education and Student Services
2010**

Bureau of Exceptional Education and Student Services (BEES)

Bambi J. Lockman, Chief

Special thanks to the following individuals or offices for assistance in preparing this resource guide:

Janet Adams, Transition/School-to-Work Consultant
Student Support Services, BEES

Cathy Bishop, Administrator
ESE Program Development and Services, BEES

Kathy Burton, Program Specialist
ESE Program Development and Services, BEES

Jenny Harry, Program Specialist
Clearinghouse Information Center, BEES

Kirk G. Hall, VR Administrator
Division of Vocational Rehabilitation

Steve Howells, Executive Director
Florida Alliance for Assistive Services and Technology

Gail Munroe, Program Specialist
Clearinghouse Information Center, BEES

Michele Polland, Educational Policy Analyst
Administration, BEES

Sheryl Sandvoss, Program Specialist
ESE Program Development and Services, BEES

Florida Developmental Disabilities Council (FDDC)
Florida Youth Council
Family Café, Inc.
Workforce Education

Copyright
State of Florida
Department of State
2009
Revised 2010

Authorization for reproduction is hereby granted to the state system of public education consistent with section 1006.39(2), Florida Statutes. No authorization is granted for distribution or reproduction outside the state system of public education without prior approval in writing.

Disability History and Awareness: A Resource Guide

TABLE OF CONTENTS

INTRODUCTION.....	1
SECTION 1003.4205, FLORIDA STATUTES.....	3
PROMOTIONAL IDEAS FOR DISABILITY HISTORY AND AWARENESS WEEKS.....	7
Optional School Board Resolution.....	9
Optional Letter for Parents.....	11
Floridians with Disabilities.....	13
Historical Figures with Disabilities	15
Persecution and Liberation: Timeline of Disabilities History	17
Suggested Books for Children, Youth, and Families About Disabilities and Special Needs.....	23
OVERVIEW OF DISABILITY ETIQUETTE.....	29
Disability Etiquette 101	31
A Few Words About People First Language	35
Examples of People First Language.....	37
DIFFERENTIATED INSTRUCTION.....	41
LEGAL ASPECTS AND OPTIONAL RELATED ACTIVITIES.....	47
A Legislative History of Florida’s Exceptional Student Education (ESE) Program	49
Individuals with Disabilities Education Act of 2004	57
Americans with Disabilities Act of 1990	63
Help America Vote Act of 2002	65
Optional Related Activities	67
GOVERNOR’S PROCLAMATION.....	71
RESOURCES	75

INTRODUCTION

On June 13, 2008, Governor Crist signed into law Senate Bill 856, creating section 1003.4205, Florida Statutes, entitled “Disability History and Awareness Instruction.” The law requires school districts to designate the first two weeks of October of each year as Disability Awareness and History Weeks. Provision of history and awareness activities are at the discretion of the district.

This resource guide was developed to help school districts promote Disability History and Awareness Weeks. The guide contains promotional ideas, activities, and resources designed to expand students’ knowledge, understanding, and awareness of individuals with disabilities and disability rights history. There are many more ideas, activities, and resources out there. As other information becomes available, it will be listed on the Bureau of Exceptional Education and Student Services website under the Resources Section at <http://www.fldoe.org/ese/linkhome.asp>.

Included in this guide are:

- A copy of section 1003.4205, Florida Statutes.
- A list of 20 optional promotional ideas to help schools and school districts that want to do more to promote disability history and awareness.
- A sample resolution. Changes can be made as necessary to fit the needs of individual school districts.
- A sample letter for parents that provides some basic information about Senate Bill 856 and section 1003.4205, Florida Statutes, inclusiveness of disabilities, and the history of special education in Florida. Districts and schools that choose to send letters home to families may modify this letter to meet their needs, including adding activities they may be conducting during these two weeks.
- Two fliers are included in this guide recognizing the contributions of various individuals with disabilities. They are intended to raise awareness about the abilities of many individuals who happen to have a disability. One or both fliers can be sent home with a letter to parents to facilitate discussions at home. They can also be used as part of a classroom discussion with a focus on these individuals’ abilities and accomplishments. Students can be asked to research more on these individuals and the time in which they live(d). Students can create their own fliers using their own research to find out the contributions of other individuals with disabilities from their community or elsewhere.
- Disability etiquette documents are included to help people feel more comfortable in unfamiliar situations. This is a starting point to make people feel more comfortable. However, the important point to remember is that etiquette is simply good manners. If the disability etiquette documents are used in a classroom discussion, it is helpful to point out similarities with everyday good manners.

- Two documents concerning “people first” language are included. People first language puts the person before the disability (e.g., saying a person with a disability rather than a disabled person). One document is a narrative handout explaining why people first language is important. The second document is a chart that contains examples of people first language that can also be enlarged and used as a poster.
- A guide to differentiated instruction. Many teachers will recognize these strategies and realize they have been using them in their classrooms without thinking of them as differentiated instruction. Before implementing any of the activities, teachers should take a moment to read the section.
- A copy of “A Legislative History of Florida’s Exceptional Student Education (ESE) Program” as well as excerpts from the Individuals with Disabilities Education Act of 2004, the Americans with Disabilities Act of 1990, and Help America Vote Act of 2002. For middle and high school teachers, there are suggestions for classroom activities and discussion related to educational and civil rights laws.
- A copy of the first proclamation recognizing the first two weeks in October as Florida Disability History and Awareness Weeks. Governor Crist signed this historical document on September 17, 2008.
- A listing of websites that contain a variety of games, activities, and lesson plans that can be integrated within an overall curriculum for students at all levels (K–postsecondary). For example, for elementary teachers, Arthur’s Communication Adventure: Exploring Inclusion and Accessibility can be found online at <http://pbskids.org/arthur/parentsteachers/lesson/index.html>. It contains a number of activities and some handouts to help “children who are hearing and sighted become more aware of ways that children who are blind, visually impaired, deaf, or hard of hearing learn, plan and enjoy the same things they do.”

SECTION 1003.4205, FLORIDA STATUTES

1003.4205 Disability history and awareness instruction.--

(1) Each district school board may provide disability history and awareness instruction in all K–12 public schools in the district during the first 2 weeks in October each year. The district school board shall designate these 2 weeks as “Disability History and Awareness Weeks.”

(2)(a) During this 2-week period, students may be provided intensive instruction to expand their knowledge, understanding, and awareness of individuals with disabilities, the history of disability, and the disability rights movement. Disability history may include the events and timelines of the development and evolution of services to, and the civil rights of, individuals with disabilities. Disability history may also include the contributions of specific individuals with disabilities, including the contributions of acknowledged national leaders.

(b) The instruction may be integrated into the existing school curriculum in ways including, but not limited to, supplementing lesson plans, holding school assemblies, or providing other school-related activities. The instruction may be delivered by qualified school personnel or by knowledgeable guest speakers, with a particular focus on including individuals with disabilities.

(3) The goals of disability history and awareness instruction include:

(a) Better treatment for individuals with disabilities, especially for youth in school, and increased attention to preventing the bullying or harassment of students with disabilities.

(b) Encouragement to individuals with disabilities to develop increased self-esteem, resulting in more individuals with disabilities gaining pride in being an individual with a disability, obtaining postsecondary education, entering the workforce, and contributing to their communities.

(c) Reaffirmation of the local, state, and federal commitment to the full inclusion in society of, and the equal opportunity for, all individuals with disabilities.

History.--s. 1, ch. 2008-156.

Promotional Ideas for Disability History and Awareness Weeks

PROMOTIONAL IDEAS FOR DISABILITY HISTORY AND AWARENESS WEEKS

1. Hang banners at all schools and/or use school marquee to recognize Disability History and Awareness Weeks.
2. Allow students to design posters, fliers, and/or buttons related to Disability History and Awareness. Post student-designed posters and fliers in the school.
3. Use school and district websites to promote disability history and awareness.
4. Ask schools to include biographical information on famous people with disabilities in morning announcements.
5. Encourage district school board to pass a resolution recognizing Disability History and Awareness Weeks (see sample resolution in packet).
6. Distribute a letter announcing Disability History and Awareness Weeks, including a flier to all parents (see sample letter and flier enclosed).
7. Ask the local PTA/PTO to include articles related to disability history and awareness in their newsletters.
8. Ask the local PTA/PTO to include activity related to disability history and awareness in their October PTA meeting (or every meeting).
9. Ask teachers to incorporate into their lesson plans information about disability history and awareness (the Resources Section of this manual contains a number of websites that offer detailed lesson plans and activities).
10. Post a timeline of disability history in every school. Allow students to design timelines.
11. Encourage school libraries to do a book exhibit to expand students' understanding and awareness of individuals with disabilities and related history and on the disability rights movement.
12. Contact your local media outlets concerning articles and stories related to disability history or awareness during Disability History and Awareness Weeks.
13. Recognize the achievement of local and other people with disabilities all year—focus on their abilities and achievements through the district website, newsletters, morning announcements, and working with local media for stories and articles.
14. Ask schools to host schoolwide event(s).
15. Involve parents and other members of the community in planning and implementing activities at the district and school level.
16. Encourage student councils/student government in planning and implementing activities at district and school level.
17. Encourage school libraries to add *The Noodle*, the Florida Youth Council newsletter

to their materials (*The Noodle* may be downloaded free from http://www.familycafe.net/index.php?option=com_content&task=category§ionid=17&id=104&Itemid=81).

18. Provide training for teachers concerning disability history and awareness. Award in-service points for participation.
19. Encourage district and school personnel to participate in Disability Mentoring Day on October 21, 2009. Additional information on Disability Mentoring Day can be found at <http://www.floridadmd.org/>.
20. Designate a point person to coordinate disability history and awareness activities in the district.

These ideas and activities have been developed to promote disability history and awareness in Florida by representatives of the Florida Department of Education, Bureau of Exceptional Education and Student Services and Workforce Education, the Family Café, the Florida Developmental Disabilities Council, the Florida Youth Council, and the Florida Alliance for Assistive Services and Technology (FAAST).

OPTIONAL SCHOOL BOARD RESOLUTION

A Resolution designating the first two weeks in October of every year as “Disability History and Awareness Weeks” and encouraging our schools and universities to provide instruction on disability history, people with disabilities, and the disability rights movement.

WHEREAS, there are approximately 375,000 students with disabilities in Florida’s K–12 education system; and

WHEREAS, the Americans with Disabilities Act of 1990 is founded on four principles: inclusion, full participation, economic self-sufficiency, and equality of opportunity for all people with disabilities; and

WHEREAS, a key method of promoting these four principles is for our schools to recognize the contributions by people with disabilities to our society and provide instruction in disability history, people with disabilities, and the disability rights movement through school curriculum, school assemblies, and other school activities, and it is desirable that state postsecondary institutions promote activities that provide education awareness and understanding regarding people with disabilities; and

WHEREAS, the Legislature also encourages cooperation between the school system, postsecondary institutions, and the community at large, to promote better treatment and fairer hiring practices for people with disabilities.

NOW THEREFORE, BE IT RESOLVED by the School Board of _____ County that the Board urges our schools to provide intensive instruction on disability history, people with disabilities, and the disability rights movement, especially during the first two weeks of October, and periodically throughout the school year, and encourages other institutions to conduct and promote educational activities on those subjects.

BE IT FURTHER RESOLVED that the first two weeks in October of every year be recognized as “Disability History and Awareness Weeks” in _____ County, Florida.

Approved by the Board on: _____
(Date)

By: _____
(Chair of the Board)

OPTIONAL LETTER FOR PARENTS

School District/School Name
Address
City, State Zip

Month xx, xxxx

Dear Parents:

On June 13, 2008, Governor Crist signed into law Senate Bill 856, creating section 1003.4205, Florida Statutes. The bill, called "Disability History and Awareness Instruction," requires school districts to designate the first two weeks of October of each year as Disability History and Awareness Weeks. The bill also allows schools to provide information about disability history and promote the awareness of the contributions of individuals with disabilities.

One of every five Americans is a person with a disability. A person may be born with a disability. A person may acquire a disability through an accident or illness. A person may acquire a disability simply as a part of growing older. Despite the fact that disability is a natural part of life, people with disabilities have not always had access to equal opportunities. Not until 1975, with the passage of the federal Education for All Handicapped Children Act (now known as the Individuals with Disabilities Education Act), did school-aged children with disabilities have a right to a free appropriate public education.

Florida started the first special education class in 1926 in Jacksonville. Since 1926, specially designed instruction and related services have expanded throughout Florida. Now, approximately 375,000 students identified with disabilities are participating in Florida's public education system and are graduating and going on to postsecondary education or employment.

We are proud to participate in promoting awareness of disability history and the contributions of individuals with disabilities and to designate the first two weeks in October of every year as Disability History and Awareness.

Thank you for helping us raise awareness of the abilities of all persons and for sharing this information with other family members. Should you need further information, please contact us at (xxx) xxx-xxxx.

Sincerely,

(Type name and title of originator of letter)

Floridians with Disabilities



Sara Romine was among the first students with a significant disability to be included in general education classes in Florida. As a member of the Florida Youth Council, she helped write the Disability History and Awareness Bill, which was passed and signed by Governor Crist on June 13, 2008.

To support the bill, Sara founded Awareness and Action Partners. Her first project is a DVD highlighting famous people with disabilities along with interviews of students with disabilities.

In 1994, **Salim Nasser's** dreams of becoming a mechanical engineer were put on hold when he was injured in a car accident, leaving him with quadriplegia. Fourteen years later, with the help of Florida's Vocational Rehabilitation, Salim's dream has come true—he's a mechanical engineer for NASA. At NASA, Salim works on the new Constellation program, the next generation of rockets and space craft that will be traveling to the moon and Mars.






Tracy Rackensperger is a faculty member at the Institute on Human Development and Disability (IHDD), University of Georgia. After getting a Masters in Communication from the University of Central Florida, she moved to Georgia in 2005. Tracy oversees the coordination of the Institute's outreach activities. She promotes IHDD programs and principles through publications and materials. Tracy relies on a power wheelchair for mobility and a speech-generating device to communicate.

Casey O'Halloran was the first student with his disability in his school district to be fully included in typical classrooms, and he participated in activities, clubs, and sports. He also served as a class representative his junior and senior years. He works as a permanent part-time clerical assistant at the County Courthouse, where he has worked for the past eight years. Casey started his own company, Casey Enterprises, to inspire, educate, and motivate other individuals with disabilities to become more independent. He was twice appointed by former President Bush to serve on the 21-member President's Committee for People with Intellectual Disabilities.



As an infant, **Laurel Elliott** suffered profound hearing loss after a high fever. Thanks to her excellent grades in high school, Laurel received a scholarship to Mississippi State University. Laurel is now a veterinarian at the Banfield Pet Hospital in Panama City. Today, Laurel can hear and even talk on a phone thanks to a cochlear implant, and she uses a modified stethoscope at work.

Without the contributions of people with disabilities, what would this world be?



Alexander Graham Bell



Harriet Tubman




Annie Sullivan



John Milton




Itzhak Perlman



George Washington




Henry Ford



Pythagoras

YOU
can make a difference, too!



Vincent van Gogh



Sir Winston Churchill



Stephen Hawking



Virginia Woolf



Emily Dickinson



Axl Rose



Eleanor Roosevelt



James Earl Jones

Created by the WV Division of Rehabilitation Services.
May be duplicated for classroom and other purposes.

Without the contributions of people with disabilities, what would this world be?



The inventor of the telephone had a learning disability and slight hearing loss.

Alexander Graham Bell

The woman who was called "the Moses of her people" led many slaves to freedom on the Underground Railroad. At the age of 12 she was seriously injured by a blow to the head for refusing to assist in tying up a man who had attempted escape. The injury caused her to have seizures throughout her life.

Harriet Tubman

Helen Keller's teacher and lifelong friend was herself nearly blind due to a childhood illness.

Annie Sullivan

The author of "Paradise Lost" and other epic poems dictated his poetry to an assistant after glaucoma caused him to lose his sight.

John Milton

The world's greatest living violinist walks with the help of crutches and leg braces. He contracted polio when he was 4 years old.

Itzhak Perlman

The first U.S. president had very poor grammar skills and could barely write because of a learning disability.

George Washington

Attention deficit disorder had not yet been named when Henry Ford's ideas about mass production revolutionized American industry, but he exhibited all the classic symptoms.

Henry Ford

Various biographies describe the artist as suffering with epilepsy, depression, psychotic attacks, delusions, and bipolar disorder.

Vincent van Gogh

The Greek who is often called "the first pure mathematician" had epileptic seizures.

Pythagoras

YOU

can make a difference, too!

The eloquent scholar who led Great Britain through World War II worked hard all his life to overcome a speech impediment.

Sir Winston Churchill

Perhaps the world's most accomplished astrophysicist, whose theories draw upon both relativity theory and quantum mechanics, much of his work has been done since he was diagnosed with Amyotrophic Lateral Sclerosis, also called "Lou Gehrig's Disease."

Stephen Hawking

This British writer and editor contributed much to modern literature and social reform in spite of severe bipolar disorder.

Virginia Woolf

One of America's greatest poets, an extreme mood disorder caused her to become a recluse and she rarely left her home after her mid-20s.

Emily Dickinson

The raw n' raucous lead singer of Guns N' Roses has been diagnosed and treated for bipolar disorder.

Axl Rose

The wife of America's 32nd president was a tireless social reformer and activist with what we now call attention deficit disorder.

Eleanor Roosevelt

One of America's best-known actors, his resonant voice once stuttered badly.

James Earl Jones

Created by the WV Division of Rehabilitation Services.
May be duplicated for classroom and other purposes.

PERSECUTION AND LIBERATION: TIMELINE OF DISABILITIES HISTORY

3500–1800 BC	The Rig-Veda is an ancient Indian poem thought to be the first written record of a prosthesis being used.
400 BC	Hippocrates identifies epilepsy as a disease, rather than a curse.
355 BC	Aristotle states those “born deaf become senseless and incapable of reason.”
218 BC	Marus Sergius, a Roman general, is fitted with an iron prosthesis for his right arm lost in battle.
1500s	Persons with disabilities were often ridiculed as court fools.
1500	Girolamo Cardano (1501–1576) is the first physician to recognize the ability of the deaf to reason.
1508	Gotz von Berlichingen has two prosthetic hands made with adaptable joints for greater mobility and function.
1575	Lasso, a Spanish lawyer, concludes that those who learn to speak are no longer dumb and should have the right to have children.
1601	Poor laws are enacted in Britain to provide support for poor and disabled persons.
1616	Giovanni Bonifacio publishes a treatise discussing sign language: “Of the Art of Signs.”
1696	Pieter AndrianszoonVerduyn, a Dutch surgeon, creates the first non-locking, below the knee prosthesis.
1751	The Pennsylvania Hospital in Philadelphia is the first to have a special section to treat mental disabilities.
1755	Samuel Heinicke establishes the first oral school for the deaf in Germany, and Charles Michel Abbe del’ Epee establishes the first free school for the deaf in France.
1784	The first school for students who are blind is opened in Paris.
1793	Psychiatric hospitals in Europe and the U.S. charge admission for the public to view patients for entertainment.
1793	Philippe Pinel unshackles patients at La Bicêtre asylum in Paris.
1805	Benjamin Rush’s Medical Inquiries and Observations is the first modern attempt to explain mental disorders.
1817	Thomas Gallaudet establishes the first free American school for the deaf and hearing impaired in West Hartford, Connecticut.
1829	Louis Braille invents a system (raised point alphabet) for reading and writing for persons with visual impairments.
1832	The Perkins School for the Blind opens in Boston, Massachusetts, as the first school for the blind in the U.S.
1841	Dorothea Dix advocates for separate treatment for disabled persons in penitentiaries and poorhouses, leading to the establishment of 32 state-run mental institutions in the U.S.
1846	American Annals of the Deaf begins publication at the American School for the Deaf in Hartford.
1852	Isaac H. Hunt publishes <i>Astounding Disclosures! Three Years in a Mad-House</i> on the unjust incarceration and abuse of persons with

- mental illness by doctors and staff in asylums.
- 1864 The National Deaf-Mute College (later Gallaudet University) opens in Washington, D.C., providing postsecondary education for deaf and hard-of-hearing students.
- 1865 The American Civil War (1861–1865) sees 30,000 amputations in the Union Army alone.
- 1869 The first wheelchair patent is registered with the U.S. patent office.
- 1871 P.T. Barnum opens “The Greatest Show on Earth,” where people with disabilities are portrayed as “freaks” or “human oddities.”
- 1872 Alexander Graham Bell opens a speech school for teachers of the deaf in Boston.
- 1883 The term “eugenics” is coined by Sir Francis Galton (cousin to Charles Darwin). The philosophy of “directing human evolution” is supported by many prominent people and institutions.
- 1887 Women were first admitted to the National Deaf-Mute College.
- 1887 Anne Mansfield Sullivan begins working with Helen Keller.
- 1892 The braille typewriter is invented.
- 1907 The first U.S. law to prevent people with disabilities from having children is passed in Indiana.
- 1907 Maria Montessori opens her “House of Children” and develops a successful program for educating children with learning disabilities.
- 1916 British braille becomes the English language standard due to the large amount of materials available.
- 1918 The Soldier’s Rehabilitation Act establishes rehabilitation services for World War I veterans.
- 1920 The Smith-Fess Act extends benefits to civilians with disabilities under a temporary law (four years).
- 1921 The American Foundation for the Blind is established.
- 1927 The Supreme Court rules in *Buck v. Bell* in favor of forced sterilization of the “feeble-minded.”
- 1932 President F.D. Roosevelt is elected president. Throughout his presidency he tried to hide his disability (as a result of polio) from the population.
- 1935 The Vocational Rehabilitation Act is made permanent by a provision in the Social Security Act.
- 1935 The League of the Physically Handicapped is founded in New York City to protest discrimination against disabled people in federal works programs.
- 1940 Adolf Hitler authorizes German doctors to kill patients with disabilities. Over 10,000 people with disabilities are killed by the Nazis.
- 1941 Clemons von Galen, a Catholic Bishop, delivers a sermon in Nazi Germany denouncing Nazi euthanasia as “plain murder.”
- 1941 Rosemary Kennedy (sister of President Kennedy) is lobotomized, sustains a severe mental disability, and is institutionalized until her death in 2005.
- 1943 The Barden-LaFollette Act expands physical restoration to include

- medical and hospital services and now includes the “mentally ill” and “mentally retarded.”
- 1943 Autism is first classified by Dr. Leo Kanner of Johns Hopkins University.
- 1945 President Truman signs Public Law 176: National Employ the Handicapped Week to raise awareness of the possibilities for employing the physically handicapped.
- 1954 The Rehabilitation Act Amendments emphasize services for the “mentally ill” and “mentally retarded.”
- 1954 The decision in *Brown v. Board of Education of Topeka* leads to the Civil Rights movement, giving momentum to the disability rights movement.
- 1954 President Eisenhower declares “National Retarded Children’s Week” to raise awareness of the funding and legislation needed to educate disabled children.
- 1960 The first Paralympics recognized by the International Olympic Committee are held in Rome, Italy.
- 1963 President Kennedy addresses Congress concerning the reduction of the number of persons confined to residential institutions and reintegrating them back into the community.
- 1965 The Rehabilitation Act Amendments expand the definition of disability to include behavioral disorders, services no longer based on economic need, increased evaluation periods, and allowing services to those previously “rehabilitated.”
- 1965 Medicaid is established, providing health insurance for many Americans considered disabled.
- 1970 Judith Heumann establishes Disabled in Action to protest unfair hiring practices and fights for disability rights.
- 1971 Ed Roberts and associates establish a Center for Independent Living in Berkeley, California.
- 1971 The Pennsylvania Association of Retarded Children sues the State and wins the rights for children with disabilities to a free and equal public education.
- 1972 Demonstrations are held in Washington, D.C. to protest President Nixon’s veto of the Rehabilitation Act.
- 1973 The Rehabilitation Act (Section 504) is passed, addressing discrimination based on disability. This would provide the outline for the future Americans with Disabilities Act.
- 1975 The Education for All Handicapped Children Act is passed, providing for free and appropriate public education, individualized education plans, due process hearings, and education in the least restrictive environment possible.
- 1976 An amendment to the Higher Education Act of 1972 passes requiring services to be provided for physically disabled college students.
- 1977 Disability rights activists successfully protest in 10 cities for implementation of Section 504.
- 1978 The Rehabilitation Act Amendments include Independent Living

- Services and focus on the least restrictive environment.
- 1980 The Civil Rights Institutionalized Persons Act is passed, allowing the U.S. Department of Justice to file suit on behalf of residents in institutions.
- 1981 The United Nations sponsors the International Year of Disabled Persons, promoting full participation and equality for persons with disabilities.
- 1983 ADAPT (American Disabled for Accessible Public Transit) is established to push for accessible public transportation and buildings.
- 1986 The Rehabilitation Act Amendments include Rehabilitation Engineering and Supported Employment Services.
- 1986 The Protection and Advocacy for Mentally Ill Individuals Act is passed, providing advocacy and protection from abuse and neglect for people with mental illness.
- 1988 The Assistive Technology Act of 1988 is passed to assist states in addressing the assistive technology needs of individuals with disabilities.
- 1988 Students at Gallaudet University protest and demand a deaf president, garnering international attention.
- 1988 The Civil Rights Restoration Act specifies that “an institution which receives federal financial assistance is prohibited from discriminating... in a program or activity which does not directly benefit from such assistance.”
- 1990 ADAPT demonstrates in the Capitol rotunda for passage of the Americans with Disabilities Act (ADA).
- 1990 President George Bush signs the ADA, providing equal opportunity for employment, transportation, telecommunications, public accommodations, and state and federal government services.
- 1992 The Florida Alliance for Assistive Services and Technology (FAAST) is created to provide consumer responsive, technology-related assistance and services for Floridians with disabilities of all ages.
- 1992 The Rehabilitation Act Amendments indicate priority of services to individuals with the most severe disabilities, presumes individuals can benefit from services, and emphasizes informed choice and a counseling partnership.
- 1992 The United Nations establishes International Day of Disabled Persons to raise awareness and understanding.
- 1997 The Individuals with Disabilities Education Act (IDEA) includes individuals with brain injury and autism with procedural safeguards, early intervention, pre-school services, and teacher training.
- 1998 The Rehabilitation Act Amendments provide increased client choice, Supplemental Security Income/Social Security Disability Insurance, presumption of benefit, and a 60-day time frame to determine eligibility for services.
- 1999 Supreme Court rules on *Olmstead v. L.C. and E.W.*, ruling that public agencies must provide services in the most integrated setting.

- 2001 President Bush signs an executive order promoting community-based alternatives instead of institutional care for people with disabilities to ensure compliance with *Olmstead v. L.C. and E.W.*
- 2002 The Help America Vote Act is passed, regulating voting equipment for equal access.
- 2004 The Assistive Technology Act of 2004 is passed to assure that individuals with disabilities in every state have access to the technology they need.
- 2004 The Individuals with Disabilities Education Improvement Act of 2004 is passed, providing specific protections and regulations concerning educational services.
- 2008 Florida legislators enact Disability History and Awareness Weeks, beginning in October 2008.
- 2008 The Higher Education Opportunity Act expands eligibility for Pell Grants and other need-based aid for students with intellectual disabilities to pursue postsecondary education.

SUGGESTED BOOKS FOR CHILDREN, YOUTH, AND FAMILIES ABOUT DISABILITIES AND SPECIAL NEEDS

There are many resources available from libraries and websites about individuals with disabilities. This list is intended as a starting point for children, youth, families, and others as they learn more about differing abilities. Please add to it as you discover additional resources and then please share your selected titles with others.

AC: Adult Reads to Child (PreK to Grade 3)

JE: Juvenile Easy Reader (Grades 1–2)

JF: Juvenile Fiction (Grades 2–6)

YA: Young Adult (Grades 5–12)

Title	Author or Link	Disability	Level
<i>Adam and the Magic Marble</i>	Adam and Carol Buehrens	Tourette Syndrome/ Cerebral Palsy	JF
<i>Andy and His Yellow Frisbee</i>	Mary Thompson	Autism	AC
<i>Andy Finds a Turtle</i>	Nan Holcomb	Physical Disabilities	JE
<i>Anna Joins In</i>	Katrin Arnold	Cystic Fibrosis	JE
<i>Armann and Gentle</i>	Kristin Steinsdottir	Stuttering	AC
<i>Be Good to Eddie Lee</i>	Virginia Filling	Down Syndrome	AC
<i>Can't You Be Still?</i>	Sarah Yates	Cerebral Palsy	JE
<i>Cat's Got Your Tongue?</i>	Charles E. Schaefer, Ph.D.	Communication Disorders	AC
<i>Clover's Secret</i>	Christine M. Winn and David Walsh, Ph.D.	Child Abuse	AC
<i>Danny and the Merry-Go-Round</i>	Nan Holcomb	Cerebral Palsy	AC
<i>Don't Stop the Music</i>	Robert Perske	Cerebral Palsy	YA
<i>Emily Good as Gold</i>	Susan Goldman Rubin	Developmental Disabilities	YA
<i>Eukee: The Jumpy Jumpy Elephant</i>	Clifford L. Corman and Esther Trevino	Attention Deficit Disorder	AC
<i>Extraordinary People with Disabilities</i>	Deborah Kent and Kathryn A. Quinlan	Varying Disabilities	YA
<i>Fair and Square</i>	Nan Holcomb	Physical Disabilities	JE
<i>The Flying Fingers Club</i>	Jean F. Andrews	Deafness	JF
<i>Happy Birthday Jason</i>	C. Jean Cutbill and Diane Rawsthorn	Reading Disability/ Dyslexia	AC
<i>Hi I'm Adam. A Child's Story about Tourette Syndrome</i>	Adam Buehrens	Tourette Syndrome	JF

Title	Author or Link	Disability	Level
<i>Ian's Walk: A Story About Autism</i>	Laurie Lears	Autism	AC
<i>I'm Like You You're Like Me: A Child's Book about Understanding and Celebrating Each Other</i>	Cindy Gainer	Varying Disabilities	JE
<i>Iron Horse: Lou Gehrig in His Time</i>	Ray Robinson	Amyotrophic Lateral Sclerosis (ALS)	YA
<i>Kathy's Hats: A Story of Hope</i>	Trudy Krisher	Cancer	JE
<i>Keith Edward's Different Days</i>	Karen Melberg Schwier	Physical Disabilities – Down Syndrome	AC
<i>Knots on a Counting Rope</i>	Bill Martin and John Archambault	Blindness	AC
<i>Learning Disabilities and the Don't Give Up Kid</i>	Jeanne Gehret	Dyslexia/Learning Disabilities	JF
<i>Leo the Late Bloomer</i>	Robert Kraus	Developmental Disabilities	AC
<i>Little Tree: A Story for Children with Serious Medical Problems</i>	Joyce C. Mills, Ph.D.	Chronic Illness	JE
<i>Luna and the Big Blur: A Story for Children Who Wear Glasses</i>	Shirley Day	Visual Impairments	JE
<i>Margaret's Moves</i>	Bernice Rabe	Spina Bifida	JF
<i>My Friend Ben</i>	Wanda Gilberts Kachur	Traumatic Brain Injury	JF
<i>A Picture Book of Helen Keller</i>	David A. Adler	Deaf/Blind	AC
<i>Portraying Persons with Disabilities: An Annotated Bibliography of Fiction for Children and Teenagers</i>	Eastern Michigan University (EMU), Bruce T. Halle Library, http://www.emich.edu/halle/	Varying Disabilities	YA
<i>Portraying Persons with Disabilities: An Annotated Bibliography of Non-Fiction for Children and Teenagers</i>	EMU Bruce T. Halle Library, http://www.emich.edu/halle/	Varying Disabilities	YA
<i>Probably Still Nick Swansen</i>	Virginia Euwer Wolff	Learning Disabilities	YA

Title	Author or Link	Disability	Level
<i>Sarah and Puffie: A Story for Children about Diabetes</i>	Linnea Mulder	Diabetes	JE
<i>Sarah's Surprise</i>	Nan Holcomb	Augmentative Communication	JE
<i>A Season of Secrets</i>	Allison Cragin Herzig and Jane Lawrence Mali	Epilepsy	JF
<i>Shelley: The Hyperactive Turtle</i>	Deborah M. Moss	Hyperactivity	JE
<i>Tell Me How the Wind Sounds</i>	Leslie D. Guccione	Deafness	YA
<i>Views from Our Shoes: Growing Up with a Brother or Sister with Special Needs</i>	Donald Meyer, Ed.	Varying Disabilities	YA
<i>Voices from the Margins: An Annotated Bibliography of Fiction on Disabilities and Differences for Young People</i>	EMU, Bruce T. Halle Library, http://www.emich.edu/halle/	Varying Disabilities	YA
<i>We Can Do It!</i>	Laura Dwight	Spina Bifida/Cerebral Palsy/Blindness/Down Syndrome	JE
<i>What It's Like to Be Me</i>	Helen Exley	Varying Disabilities	AC
<i>Wish on a Unicorn</i>	Karen Hesse	Developmental Disabilities	YA
<i>You Can Call Me Willy: A Story for Children About AIDS</i>	Joan C. Verniero	Acquired Immune Deficiency Syndrome (AIDS)	AC

Overview of Disability Etiquette

OVERVIEW OF DISABILITY ETIQUETTE

When people know what is expected of them in certain situations, they can feel more comfortable and help those around them be more careful. Etiquette, or good manners, helps people know what to do. This overview is designed to let people know some of the etiquette to follow when meeting people with disabilities.

Remember introductions. When meeting a person with a visual impairment, always identify yourself and others who may be with you. When conversing in a group, identify the person to whom you are speaking. Indicate the end of a conversation when you leave someone who is blind or has severe visual impairment.

When introduced to a person, it is appropriate to offer to shake hands. People with limited hand use or who wear an artificial limb can usually shake hands. Shaking hands with the left hand is an acceptable greeting. If the person cannot shake hands, they will let you know.

Treat adults as adults. Address people who have disabilities by their first names only when extending that same familiarity to all others present. Never patronize people who use wheelchairs by patting them on the head or shoulders.

Speak directly to the person you are addressing rather than to a companion or sign language interpreter who may be with the person with a disability. When talking with a person with a disability use a natural conversational tone and speed.

Listen attentively when you are talking with a person with a disability. If the person has difficulty speaking, be patient and wait for the person to finish, rather than correcting or speaking for that person. If necessary, ask short questions that require short answers, a nod, or a shake of the head. Never pretend to understand if you are not sure. It is okay to ask them to repeat what they said. Also, you can repeat what you have understood and allow the person to respond.

Respect people's personal space. A wheelchair is considered to be part of the personal body space of the person who uses it. Leaning or hanging on a person's wheelchair is similar to leaning or hanging on a person and is not appropriate.

When having a conversation with a person who uses a wheelchair, consider pulling up a chair or moving to an area where you can sit. This places both of you at eye level to facilitate the conversation.

To get the attention of a person who is deaf or hard-of-hearing, tap the person on the shoulder or wave your hand. Look directly at the person when you speak. Be sensitive to those who "read lips" by placing yourself facing a light source and keep your face visible by keeping hands, papers, cigarettes, and food away from your mouth.

If guiding a person with a visual impairment, let them take your arm. Never take their hand and lead them or push them forward from behind. Describe your surroundings

as you walk. Describe what is coming up, such as steps or obstacles. Do not leave the person in an open space, guide them to a chair or the wall or to a group of people and make introductions.

Guide dogs are working mobility tools. Do not pet them, feed them, or distract them while they are working.

If you offer assistance, wait until the offer is accepted. Then, listen to or ask for instructions.

Do not make assumptions about what a person can or cannot do based on their disability. All people are different and have a wide variety of skills and personalities, including persons with disabilities or special needs.

Adapted from "Disability Etiquette," from the United Spinal Association, <http://www.unitedspinal.org/disability-publications-resources/disability-publications/>.

DISABILITY ETIQUETTE 101

General etiquette

- Speak about a person with a disability by first referring to the person and then to the disability. Refer to “people who are blind” rather than to “blind people.”
- When talking with a person with a disability, speak directly to that person rather than to a companion or sign language interpreter who may be present.
- When introduced to a person with a disability, it is appropriate to offer to shake hands. People with limited hand use or who wear an artificial limb can usually shake hands. Shaking hands with the left hand is an acceptable greeting.
- When meeting a person with a visual impairment, always identify yourself and others who may be with you. When conversing in a group, remember to identify the person to whom you are speaking.
- If you offer assistance, wait until the offer is accepted. Then listen to or ask for instructions.
- Treat adults as adults. Address people who have disabilities by their first names only when extending that same familiarity to all others present. Never patronize people who use wheelchairs by patting them on the head or shoulder.
- Leaning or hanging on a person’s wheelchair is similar to leaning or hanging on a person and is generally considered annoying. The chair is part of the personal body space of the person who uses it.
- Listen attentively when you’re talking with a person who has difficulty speaking. Be patient and wait for the person to finish, rather than correcting or speaking for that person. If necessary, ask short questions that require short answers, a nod, or a shake of the head. Never pretend to understand if you are having difficulty doing so. Instead, repeat what you have understood and allow the person to respond. The response will clue you in and guide your understanding.
- When speaking with a person in a wheelchair or a person who uses crutches, place yourself at eye level in front of the person to facilitate the conversation.
- To get the attention of a person who is deaf or hard-of-hearing, tap the person on the shoulder or wave your hand. Look directly at the person and speak clearly. Not all people who are deaf or hard-of-hearing can “read lips.” For those who do “read lips,” be sensitive to their needs by placing yourself facing the light source and keeping hands, cigarettes, and food away from your mouth when speaking.
- Relax. It’s okay if you happen to use accepted, common expressions, such as “See you later” or “Did you hear about this,” that seem to relate to the person’s disability.

Sensitivity to Blindness and Visual Impairments

The following points of etiquette are helpful to keep in mind when interacting with a person who is blind or visually impaired.

- Introduce yourself to people who are blind or visually impaired using your name and/or position, especially if you are wearing a name badge containing this information.
- Speak directly to people who are blind or visually impaired, not through a companion, guide, or other individual.
- Speak to people who are blind or visually impaired using a natural conversational tone and speed.
- Address people who are totally blind or severely visually impaired by name when possible. This is especially important in crowded areas.
- Immediately greet people who are blind or visually impaired when they enter a room or a service area. This allows you to let them know you are present and ready to assist. It also eliminates uncomfortable silences.
- Indicate the end of a conversation with a person who is totally blind or severely visually impaired to avoid the embarrassment of having them continue speaking when no one is actually there.
- Feel free to use words that refer to vision during the course of conversations with people who are blind or visually impaired. Vision-oriented words, such as *look*, *see*, and *watching TV* are a part of everyday verbal communication. The words blind and visually impaired are also acceptable in conversation.
- Be precise and thorough when you describe individuals, places, or things to people who are totally blind. Don't leave things out or change a description because you think it is unimportant or unpleasant. It is also important to refer to specific people or items by name or title instead of general terms like *you*, or *they*, or *this*.
- Feel free to use visually descriptive language. Making reference to colors, patterns, designs, and shapes is perfectly acceptable.
- Offer to guide people who are blind or visually impaired by asking if they would like assistance. Offer them your arm. It is not always necessary to provide guided assistance; in some instances it can be disorienting and disruptive. Respect the desires of the person you are with.
- Guide people who request assistance by allowing them to take your arm just above the elbow when your arm is bent. Walk ahead of the person you are guiding. Never grab a person who is blind or visually impaired by the arm and push him/her forward.
- Guide dogs are working mobility tools. Do not pet them, feed them, or distract

them while they are working.

- Do not leave a person who is blind or visually impaired standing in “free space” when you serve as a guide. Always be sure that the person you guide has a firm grasp on your arm, or is leaning against a chair or a wall if you have to be separated momentarily.
- Be calm and clear about what to do if you see a person who is blind or visually impaired about to encounter a dangerous situation. For example, if a person who is blind is about to bump into a stand in a hotel lobby, calmly and firmly call out, “Wait there for a moment; there is a pole in front of you.”

Interacting with people who have speech disabilities

There are a variety of disabilities, such as stroke, cerebral palsy, and deafness, that may involve speech impairments. People with speech disabilities communicate in many different ways.

- People who have speech disabilities may use a variety of ways to communicate. The individual may choose to use American Sign Language, write, speak, use a communication device, or use a combination of methods. Find out the person’s preferred method and use it.
- Be appropriate when speaking with a person with a speech disability. Never assume that the person has a cognitive disability just because he or she has difficulty speaking.
- Move away from a noisy source and try to find a quiet environment for communicating with the person.
- If the person with a speech disability has a companion or attendant, talk directly to the person. Do not ask the companion about the person.
- Listen attentively when you are talking with a person who has difficulty speaking. Be patient and wait for the person to finish, rather than correcting or speaking for the person. If necessary, ask short questions that require short answers, a nod, or shake of the head.
- If you do not understand what the person has said, do not pretend that you did. Ask the person to repeat it. Smiling and nodding when you have no idea what the person said is embarrassing to both parties. Instead, repeat what you have understood and allow the person to respond.
- When you have difficulty conversing on the telephone with the person, suggest the use of a speech-to-speech relay service so that a trained professional can help you communicate with the person. Either you or the person can initiate the call free of charge via the relay service.
- If the person uses a communication device, make sure it is within his or her reach. If there are instructions visible for communicating with the person, take a

moment to read them.

- Do not make assumptions about what a person can or cannot do based on his disability. All people with disabilities are different and have a wide variety of skills and personalities.

Adapted from the University of Texas at Arlington Advisor Handbook, <http://www.uta.edu/uac/uac/advisor-handbook/>.

A Few Words About **PEOPLE FIRST LANGUAGE** by Kathie Snow

Visit www.disabilityisnatural.com to see the original, full-length article.

People with disabilities constitute our nation's largest minority group. It's also the most inclusive: all ages, genders, religions, ethnicities, sexual orientations, and socioeconomic levels are represented.

Yet the only thing people with disabilities have in common is being on the receiving end of societal misunderstanding, prejudice, and discrimination. And this largest minority group is the only one which *anyone*

The difference between the right word and the almost right word is the difference between lightning and the lightning bug.

Mark Twain

can join, at any time: at birth, in the split second of an accident, through illness, or during the ag-

ing process. If and when it happens to *you*, how will you want to be described?

Words matter! Old and inaccurate descriptors perpetuate negative stereotypes and reinforce an incredibly powerful attitudinal barrier, which is the *greatest obstacle facing individuals with disabilities*. A disability is, first and foremost, *a medical diagnosis*, and when we define people by their diagnoses, we devalue and disrespect them as individuals. Do *you* want to be known primarily by your psoriasis, gynecological history, or the warts on your behind? Using medical diagnoses incorrectly—as a measure of a person's abilities or potential—*can ruin people's lives*.

Embrace a new paradigm: "Disability is a natural part of the human experience..." (*U.S. Developmental Disabilities/Bill of Rights Act*). Yes, *disability is natural*, and it can be *redefined* as a "body part that works differently." A person with spina bifida has legs that work differently, a person with Down syndrome learns differently, and so forth. People can no more be *defined* by their medical diagnoses than others can be defined by gender, ethnicity, religion, or other traits!

A diagnosis may also become a *sociopolitical passport* for services, entitlements, or legal protections. Thus, medical, educational, legal, or similar settings are the *only places* where the use of a diagnosis is relevant.

People First Language puts the person *before* the disability, and describes what a person *has*, not who a person *is*. Are you "cancerous" or do you have cancer? Is a person "handicapped/disabled" or does she "have a disability"? Using a diagnosis as a defining characteristic reflects prejudice, and also robs the person of the opportunity to define himself.

Let's reframe "problems" and into "needs." Instead of, "He has behavior problems," we can say, "He needs behavior supports." Instead of, "She has reading problems," we can say, "She needs large print." "Low-functioning" *or* "high-functioning" are pejorative and harmful. Machines "function;" people live! And let's eliminate the "special needs" descriptor—it generates pity and low expectations!

A person's self-image is tied to the words used about him. People First Language reflects good manners, not "political correctness," and it was started by individuals who said, "*We are not our disabilities!*" We can create a new paradigm of disability and change the world in the process. Using People First Language is right—*just do it, now!*

A FEW EXAMPLES OF PEOPLE FIRST LANGUAGE

Say:	Instead of:
Children/adults with disabilities.	Handicapped, disabled, special needs.
He has a cognitive disability.	He's mentally retarded.
She has autism.	She's autistic.
He has Down syndrome.	He's Down's/mongoloid.
She has a learning disability.	She's learning disabled.
He has a physical disability.	He's a quadriplegic/crippled.
She uses a wheelchair.	She's confined to/wheelchair bound.
He receives special ed services.	He's in special ed; a special ed kid.
People without disabilities.	Normal or healthy people.
Communicates with her eyes/device/etc.	Is non-verbal.
Congenital disability/Brain injury	Birth defect/Brain damaged
Accessible parking, hotel room, etc.	Handicapped parking, hotel room, etc.

©2008 Kathie Snow, all rights reserved. You may copy and share this with others as a hand-out. Please tell me how/when you use it (kathie@disabilityisnatural.com). Protected by Copyscape: *request permission* before republishing in newsletters, websites, list serves, etc.

Rev. 02/08. Visit www.disabilityisnatural.com for more new ways of thinking!

EXAMPLES OF PEOPLE FIRST LANGUAGE

BY KATHIE SNOW

VISIT WWW.DISABILITYISNATURAL.COM TO SEE THE COMPLETE ARTICLE

SAY:

People with disabilities.
He has a cognitive disability/diagnosis.
She has autism (or a diagnosis of...)
He has Down syndrome (or a diagnosis of...)
She has a learning disability (diagnosis).
He has a physical disability (diagnosis).
She's of short stature/she's a little person.
He has a mental health condition/diagnosis.
She uses a wheelchair/mobility chair.
He receives special ed services.
She has a developmental delay.
Children without disabilities.
Communicates with her eyes/device/etc.
Customer
Congenital disability
Brain injury
Accessible parking, hotel room, etc.
She needs . . . or she uses . . .

INSTEAD OF:

The handicapped or disabled.
He's mentally retarded.
She's autistic.
He's Down's; a mongoloid.
She's learning disabled.
He's a quadriplegic/is crippled.
She's a dwarf/midget.
He's emotionally disturbed/mentally ill.
She's confined to/is wheelchair bound.
He's in special ed.
She's developmentally delayed.
Normal or healthy kids.
Is non-verbal.
Client, consumer, recipient, etc.
Birth defect
Brain damaged
Handicapped parking, hotel room, etc.
She has a problem with . . .
She has special needs.

Keep thinking—there are many other descriptors we need to change!

©2007 Kathie Snow, all rights reserved.

Excerpted from Kathie's People First Language article, available at www.disabilityisnatural.com.

You may copy and share this with others as a handout, in its entirety,

Protected by Copyscape: *request permission* (kathie@disabilityisnatural.com)

before republishing in any newsletter, website, list serve, etc.

VISIT WWW.DISABILITYISNATURAL.COM FOR OTHER NEW WAYS OF THINKING!

Differentiated Instruction

DIFFERENTIATED INSTRUCTION

Students have a range of abilities and different learning needs. Differentiated instruction is matching instruction to meet the different needs of students in a given classroom. Differentiated instruction gives students a range of ways to access curriculum, instruction, and assessment. Just as important, differentiated instruction provides students a variety of ways to demonstrate and express what they have learned.

Some classrooms may include students with disabilities who have individual educational plans (IEP) or 504 plans that document specific accommodations to address the student's needs. Accommodations do not change the content of the curriculum. Accommodations are changes to how the curriculum is presented or how a student is able to respond to demonstrate what they have learned. Oftentimes, accommodations required for one student may benefit other students in a classroom.

Although the range of instructional needs within one classroom can be large, teachers may be able to adjust activities for the whole class to incorporate the various learning needs of students. This section identifies a variety of strategies to facilitate teachers' ability to meet the range of instructional needs of students in their classrooms. Many teachers will recognize these strategies and realize they have been using them in their classrooms without thinking of them as differentiated instruction.

The strategies below are from the Differentiated Instruction document adapted from the Center on Human Policy's Disability Studies for Teachers.

Role-Playing, Skits, and Mock Debates

- Differentiate the roles so that all can participate. Make sure that there are different kinds of roles (speaking and non-speaking) and activities with different levels of complexity (creating the set, making on-the-spot costumes, holding up cue cards).
- For some of these activities, some or all students may need worksheets to organize their thoughts before performing.
- Certain roles may be broken up so that more than one student can perform them. For example, instead of one-on-one debates, students can debate issues in pairs or teams.
- To help students get motivated, allow them to make and wear costumes and make scenery.
- If students have problems remembering lines or reading from a script, allow them to improvise.

Reading

- Students might be assigned to read complex materials in pairs or small groups.

- Have students read the documents in small pieces—assign small groups one paragraph to read and then paraphrase for others in the class.
- Enlarge the text for students with low vision.
- Students might be paired with a partner to read materials out loud.
- Have students “turn and talk” after reading each paragraph. Have them share their interpretations of the material.
- Let students use highlight pens to review copies of historical documents and other materials.
- Read the material along with students by making a copy for the overhead projector.
- Pre-teach difficult vocabulary (documents may contain words that will be new to many students).
- Encourage students to use dictionaries and the Internet to research unfamiliar words or concepts.
- Have some students read the documents on tape so others can listen to them, if necessary.
- Encourage students to take notes as they read. After reading a sentence or two, tell them to write comments about the meaning of the text in the margin.

Group Discussions

- Before breaking a class into small groups, the teacher can lead a discussion identifying the central points in the lesson or readings. Students can be prompted to conduct their discussion around these points.
- Prior to small group discussions, the teacher can model different discussion strategies (e.g., questioning, active listening).
- Encourage students to adopt different roles within the groups (e.g., recorder, discussion leader).
- Give groups a short list of questions to address during their discussion.
- If some students do not speak or have limited speech, the group can conduct some of the discussion non-verbally. Students can draw some of their thoughts on butcher paper, for instance. Or students can record their responses on paper and the individual needing communication support can point to the ideas they find most interesting.

Writing

- Students may need a scribe to complete short in-class essays.
- Have students engage in a cooperative writing assignment, everyone adds one

sentence to a paragraph.

- Give students options for writing; allow them to use pencil/paper, computer, or even a typewriter.
- For certain writing requirements, teachers might give students a template or model to follow.
- Students can be paired to complete in-class writing assignments.
- Give pencil grips or markers to students who cannot hold a pencil easily.
- Allow students to draw pictures or use magazine photos instead of written words.
- Have students tell instead of show—let them verbalize thoughts instead of writing them.
- Give students more time to work; share the writing assignment with them ahead of time or give them a head start by writing the first few sentences for them.

General

- For certain lessons, students can be asked to design their own standards and criteria for assessment.
- Develop learning contracts with students who may want to do more complex or slightly different work on a given topic.
- For Internet exercises, some students might need to be given specific directions for searching the web (e.g., web addresses or search engines).
- For extra credit, students might be encouraged to conduct web searches; interview community experts; or examine literature and reference material for information related to the lessons.
- Give students choices during all lessons (e.g., work alone or with a partner, sit at your desk or on the floor, read the document or listen to it on tape).
- Give students many ways to understand the content of the documents—they might paraphrase what they read, act it out, or interview each other to learn how different people interpret the words.
- Give students background information before asking them to work with a document. If students are learning about P.T. Barnum, for instance, encourage them to read his biography.

Adapted from “Differentiated Instruction.” Center on Human Policy, Syracuse University, 2004.

Can be duplicated for classroom and other educational purposes.

Legal Aspects and Optional Related Activities

LEGAL ASPECTS AND OPTIONAL RELATED ACTIVITIES

Overview of Significant Laws

Although there are hundreds of laws affecting persons with disabilities, the Education of All Handicapped Children Act of 1975 and the Americans with Disabilities Act (ADA) of 1990 were some of the most influential and far reaching.

Education

The Education of All Handicapped Children Act passed in 1975 was later renamed the Individuals with Disabilities Education Act (IDEA) by Congress. It was reauthorized again in 1997 and 2004. This law requires states receiving federal special education funds to ensure that all children with disabilities receive a “free appropriate public education.” All states currently receive this funding and are bound by this law.

Civil Rights

The ADA is a civil rights law. It was intended to provide “...a clear national mandate for the elimination of discrimination against people with disabilities.” It also invoked the “sweep of Congressional authority... to enforce the fourteenth amendment.”

An important right and responsibility for many Americans is the ability to vote. However, the universal right to vote has not always been a part of American history. Over 200 years ago, only white, male landowners could vote. Women began actively campaigning for the right to vote in 1848. However, it was not until the nineteenth amendment passed in August 1920 that women gained the right to vote. The Voting Rights Act of 1965 readdressed the fifteenth amendment and guaranteed that, throughout the nation, no person shall be denied the right to vote because of race or color. This Act employed measures to restore the right to vote for many disenfranchised African Americans in the South. Then in 2002, Congress passed the Help America Vote Act (HAVA). Included in HAVA is a requirement that each polling location have at least one voting system accessible to individuals with disabilities—including nonvisual accessibility for the blind and visually impaired—in a manner that provides the same opportunity for access and participation (including privacy and independence) as for other voters.

A Legislative History of Florida's Exceptional Student Education (ESE) Program

Before 1960...

- 1874 A child find system was created providing 3 cents for each child age 4–21, identified as deaf/blind and “idiots”; “deaf/mutes” added later
- 1889 Local vs. state control issue fought
- 1915 Children with mental and physical handicaps exempted from the new compulsory attendance law
- 1926 First special education class in Jacksonville opened
- 1941 School districts permitted to serve “physically handicapped children”
- 1945 School districts permitted to serve children who are “educable mentally retarded”
- 1947 Beginning of the Exceptional Child Program with funding through the Minimum Foundation Program



By 1960...

Florida's Program for Exceptional Children was established but severely under funded
There existed:

- The Florida School for the Deaf and the Blind (FSDB) in St. Augustine
- Sunland Training Center in Gainesville
- Children's Program at South Florida State Hospital

Exceptional child funding “units” were established as part of the Minimum Foundation Program

Student enrollment was beginning to reflect the most rapid growth in the history of the state

In 1960, there were 937 teachers for 52,881 students

In 1988, there were 14,330 teachers for 307,281 students

Vocational, exceptional, and kindergarten funding units were frozen for two years

Since 1960...

- 1963 Out-of-Field Scholarship Bill passed
Large print book purchases funded
Cooperative agreements with Division of Vocational Rehabilitation authorized
- 1967 Children's Psychiatric Unit at University of Florida at Shands established
Teacher walkout occurs

- 1968 Special legislative session results in five year plan for an ESE program mandate
 Unit increase \$500+ per year for 5 years = \$4,398,320
 Facilities \$4,000,000 per year for 5 years
 Scholarships \$227,000 (inservice)
 State Staff \$54,000
 Research \$100,000
 Program changes
 Gifted, Trainable Mentally Handicapped (TMH), and Specific Learning Disabilities (SLD) added to definition of exceptional student
 Special services redefined
 Thirteen consecutive years of instruction, beginning with kindergarten, required by 1973
 Exceptional children incorporated into many laws
 ESE program permitted for students as young as 3 years old
 Districts authorized to cooperate with adjoining districts and contract with non-public schools
- 1971 Health and Rehabilitative Services (HRS) required to establish education programs
 Married and pregnant students provided an education
- 1972 Florida Instructional Materials Center for the Visually Handicapped (FIMCVH) authorized
 Florida Learning Resources System (FLRS) established through a federal grant
- 1973 Florida Education Finance Program (FEFP) became effective in 1973–74 school year
 Changed from unit concept to full-time equivalent (FTE) concept
 Changed wording from “children” to “student”
 Programs for certain “handicapped students” below age 3 became available
- 1974 Part-time category changed from 7 to 12 hours
 Profoundly retarded category to be phased in over 4 years
 Sixteen Regional Diagnostic Resource Centers (RDRC) authorized
- 1975 Gifted programs mandated
 Number of Regional Diagnostic Resources Centers increased to 18
 Maximum expenditures for contracting set (Scavella vs. Dade County)
 Federal Education of All Handicapped Children Act enacted
- 1976 Multidistrict facilities funded (3 years @ \$9,000,000/year)
- 1977 Due process and debate on federal funds
 State Plan questioned on general supervision
 State Plan questioned on supervision of other agencies
 House subcommittee issues (Should Florida accept PL 94-142 funds?)
 Profoundly handicapped programs mandated



1978 Maximum case load established by law
 Combined FLRS and RDRC to create the Florida Diagnostic and Learning Resources System (FDLRS)
 Provisions for assessment and special diploma modified
 Special funds designated for visually handicapped
 FIMCVH services extended to SLD and Physically Handicapped
 Socially maladjusted category deleted from ESE
 FTE cap placed on part-time SLD
 Instructional Materials Center captioned films
 Federal Education for All Handicapped Children Act amended to provide funding for children ages 3–5



1979 Double Basic Program established
 School districts responsible for education in HRS residential care facilities (exceptions: Okeechobee and Jackson)

For more information about changes through 1979, read *State Policy for the Education of Exceptional Students in Florida* by Dr. Wendy Cullar, Doctoral Dissertation, University of Florida, 1981.

1980 Competency in ESE for teaching certificate required

1981 Challenge Grant Program for gifted created
 Educational centers for gifted authorized
 “Severely Emotionally Disturbed Network” authorized; later renamed Multiagency Network for Students with Emotional Disabilities (SEDNET)
 FEFP Cost Factor Study authorized
 Access to public buildings for physically handicapped mandated

1982 Revised definitions: “retarded” to “handicapped,” “crippled” to “physically handicapped,” etc.
 Program for Hearing Impaired Infants established
 Profoundly handicapped category authorized
 Pilot program for children with disabilities below age 3 established

1983 Florida Council for Hearing Impaired established
 Group cap created for FTE generated by ESE, vocational, and alternative programs as a group
 Governors Council for Handicapped Concerns created

1984 Profoundly Handicapped supplement established
 Contractual arrangements with non-public schools authorized
 Cost categories for speech and deaf revised

1985 Telephone connection service added to Florida Council for Hearing Impaired

1986 Postsecondary exemptions established for certain exceptional students
 \$1,000,000 authorized for pre-k facilities for handicapped
 Review of Florida Council for Hearing Impaired conducted

1987 FDLRS responsibilities expanded to include technology

1989 Double basic program revised
 Post-school reporting revised
 Definition of at-risk students revised
 Prekindergarten handicapped programs mandated
 Adult education cost factor for handicapped established
 Graduation rate calculation revised to include special diploma and certificate of completion
 Adjustment for special class in home and hospital setting
 Revised grouping of caps
 First Start program established

- 1990 Occupational therapy aides authorized
Districts to provide information about FSDB
Mental health impairments included in special hospital and homebound funding
Speech pathology and audiology licensing shifted from the Department of Education (DOE) to the Department of Professional Regulation
Participation in early intervention programs for preschool children with handicaps authorized
Federal Individuals with Disabilities Education Act created (as an amendment to the Education of All Handicapped Children Act)
- 1991 School day for prekindergarten defined
Definitions of exceptional and related services revised
Profoundly handicapped included as eligible for special diploma
Florida Council for Hearing Impaired revised
SEDNET advisory board reauthorized with revisions
Telecommunication changed from Florida Council for Hearing Impaired to Public Service Commission
- 1992 ESE definition revised
Programs of emphasis included in huge block funding
- 1993 Special Olympics license plate authorized
Centers for Autism and Related Disabilities (CARD) established
State enforcement of accessibility requirements mandated
- 1994 Juvenile Justice Education Programs established
Terminology to comply with federal definition
HRS involvement in hearing programs
- 1995 Public record initiatives
Early Intervention Program revised to include disabled
Prader-Willie syndrome added to definition of developmental disability
Florida Developmental Disabilities Council transferred from HRS to nonprofit corporation
Access to Medicare funds maximized
Prekindergarten class size vetoed
- 1996 Autism centers transferred from Developmental Disabilities Services to Public Education
Fifth CARD site authorized
ESE program review and 15 percent enrollment cap established



- 1997
 - Local and state governance issues debated
 - Charter schools established
 - Revised funding model (Matrix of Services) implemented statewide
 - School Medicaid Match implemented
 - Federal Individual with Disabilities Education Act (IDEA) amended
- 1998
 - Revised funding model required
 - Class size study authorized
 - Advanced placement funding authorized
 - Mental health treatment and services authorized
 - ESE supplemental funding established
 - ESE eligibility categories reduced to 11
- 2000
 - Study on children with developmental delays authorized
 - Statutes related to non-public school contract reimbursement deleted
 - DOE reorganization authorized
 - School Readiness Program established
 - Blind Babies Program established
 - Expenditure requirement for ESE increased to 90 percent
 - Guaranteed allocation established
 - Scholarship program for students with disabilities piloted
 - Screening for visually impaired required
 - Matrix of Services required only for level 254 and 255
- 2001
 - John M. McKay Scholarship for Students with Disabilities Program established
- 2002
 - Home rule districts allowed to establish Council on Children's Services
 - Vocational Rehabilitation transferred to DOE
 - Revision of school code completed
 - Federal No Child Left Behind Act (NCLB) signed into law
- 2003
 - Florida Comprehensive Assessment Test (FCAT) waiver for students with disabilities for whom it is determined that FCAT cannot accurately measure student's ability allowed
 - American Sign Language (ASL) courses required to be accepted as foreign language credit for high school graduation
- 2004
 - Reauthorization of IDEA 2004
 - Florida's Part B State Performance Plan for 2005–2010 (20 indicators) required
 - Annual audits of accounts/records of FSDB required
 - FSDB required to comply with all laws and rules applicable to state agencies
- 2005
 - Districts prohibited from requiring a student to be prescribed or administered psychotropic medication as a condition of receiving educational services
 - Self-administration of emergency medication for students with life-threatening allergies authorized
 - Task force to recommend paperwork reduction strategies created
 - Seventh CARD site authorized



- 2006
- School start dates required to be no earlier than 14 days before Labor Day
 - Development of an electronic statewide individual educational plan (IEP) system required
 - FSDB authorized to expand outreach services for children with sensory impairments, birth through 5, upon request of school district
 - Development of an alternate assessment tool to measure skills and competencies in the Sunshine State Standards for students with disabilities required
 - Middle school promotion requirements revised to include completion of a personalized academic and career plan for students during 7th or 8th grade
 - Non-Florida resident ESE students prohibited from being reported for FTE funding
 - Eligibility for John M. McKay Scholarships for Students with Disabilities Program revised to require on-site direct contact hours with teachers
 - Guaranteed allocations funding for high school gifted students leveled
 - Office of Program Policy Analysis and Government Accountability directed to study Gifted program
 - Doctoral degree required for licensure as audiologist
 - Interagency Services Committee for Youth and Young Adults with Disabilities created
 - Federal National Instructional Materials Accessibility Standards published
- 2007
- Road to Independence Program opened to students in foster care system who finish school before they age out of foster care
 - Florida Alternate Assessment field-tested
 - Portal to Exceptional Education Resources (PEER), statewide electronic IEP, available to districts
 - Governor's Commission on Disabilities created
 - Sunshine State Standards adopted for reading, mathematics, and language arts include access points for students with disabilities
 - Children and Youth Cabinet created



- 2008
- Federal Higher Education Opportunity Act amended
 - Expanded eligibility for Pell Grants and other need-based aid for students with intellectual disabilities to pursue postsecondary education
 - Created new program to expand the number of postsecondary programs for students with intellectual disabilities
 - Disability History and Awareness Instruction Weeks established as the first two weeks in October
 - Annual review of high school students' personal education plan (ePEP) required
 - Terminology related to students with disabilities updated
 - "Emotional or behavioral disabilities" replaced "emotionally handicapped"
 - "Serious emotional disturbance" removed as a separate program
 - "Intellectual disabilities" replaced "mentally handicapped" and "mental retardation"
 - "Autism spectrum disorder" replaced "autism" and "autistic"
 - "Students with disabilities" replaced "students with handicapping conditions"
 - Window of Opportunity Act directed the Department of Insurance to negotiate a compact for insurance coverage and access for services for persons with developmental disabilities
 - Steve A. Geller Autism Coverage Act created to cover diagnostic screening, interventions, and treatment as prescribed by treating physician for children with autism spectrum disorders
 - K-20 education performance accountability system to comply with IDEA
 - Florida Alternate Assessment (reading, language, math, and science) administered statewide
 - Health Care Transition Services Task Force for Young Adults with Disabilities created
 - Governor's Task Force on Autism Spectrum Disorders created
 - Jeffery Johnson Stand Up for All Students Act created to prohibit bullying and harassment of students
 - Final regulations for No Child Left Behind published
 - Florida entered into coordinating agreement with National Instructional Materials Accessibility Center
 - Florida has a representative on the President's Committee for People with Intellectual Disabilities
 - Barack Obama was elected the 44th President of the United States of America on November 4, 2008. The Obama-Biden platform included civil rights, disabilities, education, family, health care, poverty, and technology.
 - Sunshine State Standards adopted for science include access points for students with disabilities.
- 2009
- President Obama's Agenda from the White House continues to include civil rights, disabilities, education, family, health care, poverty, and technology among its top twenty topics
 - American Recovery and Reinvestment Act (ARRA) of 2009 to provide a stimulus to the nation's economy, greatly benefiting education



INDIVIDUALS WITH DISABILITIES EDUCATION ACT OF 2004

One Hundred Eighth Congress

of the

United States of America

AT THE SECOND SESSION

Begun and held at the City of Washington on Tuesday,

the twentieth day of January, two thousand and four

An Act

To reauthorize the Individuals with Disabilities Education Act, and for other purposes.

Be it enacted by the Senate and House of Representatives of the United States of America in Congress assembled,

SECTION 1. SHORT TITLE.

This Act may be cited as the Individuals with Disabilities Education Improvement Act of 2004.

SUBPART 4--GENERAL PROVISIONS

Sec. 682. Administrative provisions

(c) FINDINGS- Congress finds the following:

(1) Disability is a natural part of the human experience and in no way diminishes the right of individuals to participate in or contribute to society. Improving educational results for children with disabilities is an essential element of our national policy of ensuring equality of opportunity, full participation, independent living, and economic self-sufficiency for individuals with disabilities.

(2) Before the date of enactment of the Education for All Handicapped Children Act of 1975 (Public Law 94-142), the educational needs of millions of children with disabilities were not being fully met because--

(A) the children did not receive appropriate educational services;

(B) the children were excluded entirely from the public school system and from being educated with their peers;

(C) undiagnosed disabilities prevented the children from having a successful educational experience; or

(D) a lack of adequate resources within the public school system forced families to find services outside the public school system.

(3) Since the enactment and implementation of the Education for All Handicapped Children Act of 1975, this title has been successful in ensuring children with disabilities and the families of such children access to a free appropriate public education and in improving educational results for children with disabilities.

(4) However, the implementation of this title has been impeded by low expectations, and an insufficient focus on applying replicable research on proven methods of teaching and learning for children with disabilities.

(5) Almost 30 years of research and experience has demonstrated that the education of children with disabilities can be made more effective by--

(A) having high expectations for such children and ensuring their access to the general education curriculum in the regular classroom, to the maximum extent possible, in order to--

(i) meet developmental goals and, to the maximum extent possible, the challenging expectations that have been established for all children; and

(ii) be prepared to lead productive and independent adult lives, to the maximum extent possible;

(B) strengthening the role and responsibility of parents and ensuring that families of such children have meaningful opportunities to participate in the education of their children at school and at home;

(C) coordinating this title with other local, educational service agency, State, and Federal school improvement efforts, including improvement efforts under the Elementary and Secondary Education Act of 1965, in order to ensure that such children benefit from such efforts and that special education can become a service for such children rather than a place where such children are sent;

(D) providing appropriate special education and related services, and aids and supports in the regular classroom, to such children, whenever appropriate;

(E) supporting high-quality, intensive preservice preparation and professional development for all personnel who work with children with disabilities in order to ensure that such personnel

have the skills and knowledge necessary to improve the academic achievement and functional performance of children with disabilities, including the use of scientifically based instructional practices, to the maximum extent possible;

(F) providing incentives for whole-school approaches, scientifically based early reading programs, positive behavioral interventions and supports, and early intervening services to reduce the need to label children as disabled in order to address the learning and behavioral needs of such children;

(G) focusing resources on teaching and learning while reducing paperwork and requirements that do not assist in improving educational results; and

(H) supporting the development and use of technology, including assistive technology devices and assistive technology services, to maximize accessibility for children with disabilities.

(6) While States, local educational agencies, and educational service agencies are primarily responsible for providing an education for all children with disabilities, it is in the national interest that the Federal Government have a supporting role in assisting State and local efforts to educate children with disabilities in order to improve results for such children and to ensure equal protection of the law.

(7) A more equitable allocation of resources is essential for the Federal Government to meet its responsibility to provide an equal educational opportunity for all individuals.

(8) Parents and schools should be given expanded opportunities to resolve their disagreements in positive and constructive ways.

(9) Teachers, schools, local educational agencies, and States should be relieved of irrelevant and unnecessary paperwork burdens that do not lead to improved educational outcomes.

(10)(A) The Federal Government must be responsive to the growing needs of an increasingly diverse society.

(B) America's ethnic profile is rapidly changing. In 2000, 1 of every 3 persons in the United States was a member of a minority group or was limited English proficient.

(C) Minority children comprise an increasing percentage of public school students.

(D) With such changing demographics, recruitment efforts for special education personnel should focus on increasing the participation of

minorities in the teaching profession in order to provide appropriate role models with sufficient knowledge to address the special education needs of these students.

(11)(A) The limited English proficient population is the fastest growing in our Nation, and the growth is occurring in many parts of our Nation.

(B) Studies have documented apparent discrepancies in the levels of referral and placement of limited English proficient children in special education.

(C) Such discrepancies pose a special challenge for special education in the referral of, assessment of, and provision of services for, our Nation's students from non-English language backgrounds.

(12)(A) Greater efforts are needed to prevent the intensification of problems connected with mislabeling and high dropout rates among minority children with disabilities.

(B) More minority children continue to be served in special education than would be expected from the percentage of minority students in the general school population.

(C) African-American children are identified as having mental retardation and emotional disturbance at rates greater than their White counterparts.

(D) In the 1998-1999 school year, African-American children represented just 14.8 percent of the population aged 6 through 21, but comprised 20.2 percent of all children with disabilities.

(E) Studies have found that schools with predominately White students and teachers have placed disproportionately high numbers of their minority students into special education.

(13)(A) As the number of minority students in special education increases, the number of minority teachers and related services personnel produced in colleges and universities continues to decrease.

(B) The opportunity for full participation by minority individuals, minority organizations, and Historically Black Colleges and Universities in awards for grants and contracts, boards of organizations receiving assistance under this title, peer review panels, and training of professionals in the area of special education is essential to obtain greater success in the education of minority children with disabilities.

(14) As the graduation rates for children with disabilities continue to climb, providing effective transition services to promote successful post-school employment or education is an important measure of accountability for children with disabilities.

(d) PURPOSES- The purposes of this title are--

(1)(A) to ensure that all children with disabilities have available to them a free appropriate public education that emphasizes special education and related services designed to meet their unique needs and prepare them for further education, employment, and independent living;

(B) to ensure that the rights of children with disabilities and parents of such children are protected; and

(C) to assist States, localities, educational service agencies, and Federal agencies to provide for the education of all children with disabilities;

(2) to assist States in the implementation of a statewide, comprehensive, coordinated, multidisciplinary, interagency system of early intervention services for infants and toddlers with disabilities and their families;

(3) to ensure that educators and parents have the necessary tools to improve educational results for children with disabilities by supporting system improvement activities; coordinated research and personnel preparation; coordinated technical assistance, dissemination, and support; and technology development and media services; and

(4) to assess, and ensure the effectiveness of, efforts to educate children with disabilities.

AMERICANS WITH DISABILITIES ACT OF 1990

One Hundred First Congress of the United States of America
AT THE SECOND SESSION

Begun and held at the City of Washington on Tuesday, the twenty-third day of January,
one thousand nine hundred and ninety-nine.

An Act

To establish a clear and comprehensive prohibition of discrimination
on the basis of disability.

=====

Be it enacted by the Senate and House of Representatives of the United
States of America in Congress assembled,

SECTION 1. SHORT TITLE; TABLE OF CONTENTS.

- (a) Short Title.--This Act may be cited as the "Americans with Disabilities Act of 1990".

SEC. 2. FINDINGS AND PURPOSES.

- (a) Findings.--The Congress finds that--

(1) some 43,000,000 Americans have one or more physical or mental disabilities, and this number is increasing as the population as a whole is growing older;

(2) historically, society has tended to isolate and segregate individuals with disabilities, and, despite some improvements, such forms of discrimination against individuals with disabilities continue to be a serious and pervasive social problem;

(3) discrimination against individuals with disabilities persists in such critical areas as employment, housing, public accommodations, education, transportation, communication, recreation, institutionalization, health services, voting, and access to public services;

(4) unlike individuals who have experienced discrimination on the basis of race, color, sex, national origin, religion, or age, individuals who have experienced discrimination on the basis of disability have often had no legal recourse to redress such discrimination;

(5) individuals with disabilities continually encounter various forms of discrimination, including outright intentional exclusion, the discriminatory effects of architectural, transportation, and communication barriers, overprotective rules and policies, failure to make modifications to existing facilities and practices, exclusionary qualification standards and criteria, segregation, and relegation to lesser services, programs, activities, benefits, jobs, or other opportunities;

(6) census data, national polls, and other studies have documented that people with disabilities, as a group, occupy an inferior status in our society, and are severely disadvantaged socially, vocationally, economically, and educationally;

(7) individuals with disabilities are a discrete and insular minority who have been faced with restrictions and limitations, subjected to a history of purposeful unequal treatment, and relegated to a position of political powerlessness in our society, based on characteristics that are beyond the control of such individuals and resulting from

stereotypic assumptions not truly indicative of the individual ability of such individuals to participate in, and contribute to, society;

(8) the Nation's proper goals regarding individuals with disabilities are to assure equality of opportunity, full participation, independent living, and economic self-sufficiency for such individuals; and

(9) the continuing existence of unfair and unnecessary discrimination and prejudice denies people with disabilities the opportunity to compete on an equal basis and to pursue those opportunities for which our free society is justifiably famous, and costs the United States billions of dollars in unnecessary expenses resulting from dependency and nonproductivity.

(b) Purpose.--It is the purpose of this Act--

(1) to provide a clear and comprehensive national mandate for the elimination of discrimination against individuals with disabilities;

(2) to provide clear, strong, consistent, enforceable standards addressing discrimination against individuals with disabilities;

(3) to ensure that the Federal Government plays a central role in enforcing the standards established in this Act on behalf of individuals with disabilities; and

(4) to invoke the sweep of congressional authority, including the power to enforce the fourteenth amendment and to regulate commerce, in order to address the major areas of discrimination faced day-to-day by people with disabilities

Sec. 12102. Definitions

As used in this chapter:

(1) Auxiliary aids and services

The term "auxiliary aids and services" includes

(A) qualified interpreters or other effective methods of making aurally delivered materials available to individuals with hearing impairments;

(B) qualified readers, taped texts, or other effective methods of making visually delivered materials available to individuals with visual impairments;

(C) acquisition or modification of equipment or devices; and

(D) other similar services and actions.

(2) Disability

The term "disability" means, with respect to an individual

(A) a physical or mental impairment that substantially limits one or more of the major life activities of such individual;

(B) a record of such an impairment; or

(C) being regarded as having such impairment.

HELP AMERICA VOTE ACT OF 2002

You can view this document as a [PDF](#) file.

116 STAT. 1666 HELP AMERICA VOTE ACT OF 2002

Public Law 107-252, October 29, 2002

107th Congress

An Act

To establish a program to provide funds to States to replace punch card voting systems, to establish the Election Assistance Commission to assist in the administration of Federal elections and to otherwise provide assistance with the administration of certain Federal election laws and programs, to establish minimum election administration standards for States and units of local government with responsibility for the administration of Federal elections, and for other purposes.

Be it enacted by the Senate and House of Representatives of the United States of America in Congress assembled,

SECTION 1. SHORT TITLE; TABLE OF CONTENTS.

(a) Short Title.--This Act may be cited as the "Help America Vote Act of 2002".

(1) In general.--A State shall use the funds provided under a payment made under this section to carry out one or more of the following activities:

- (A) Complying with the requirements under title III.
- (B) Improving the administration of elections for Federal office.
- (C) Educating voters concerning voting procedures, voting rights, and voting technology.
- (D) Training election officials, poll workers, and election volunteers.
- (E) Developing the State plan for requirements payments to be submitted under part 1 of subtitle D of title II.
- (F) Improving, acquiring, leasing, modifying, or replacing voting systems and technology and methods for casting and counting votes.
- (G) Improving the accessibility and quantity of polling places, including providing

physical access for individuals with disabilities, providing nonvisual access for individuals with visual impairments, and providing assistance to Native Americans, Alaska Native citizens, and to individuals with limited proficiency in the English language.

(H) Establishing toll-free telephone hotlines that voters may use to report possible voting fraud and voting rights violations, to obtain general election information, and to access detailed automated information on their own voter registration status, specific polling place locations, and other relevant information.

OPTIONAL RELATED ACTIVITIES

1. Have students read the handouts provided on pages 35–48. Then, have them work as a group to create a timeline for the passage of the amendments and laws.
2. Note the differences each amendment and law addresses. Why do you think this was necessary?
3. ADA and IDEA each state a reason for its existence. Have students paraphrase the purpose.
4. ADA and IDEA have different definitions of disabilities. Have students discuss the different definitions.
5. There was the Women’s Suffrage movement, the Civil Rights Movement, and the Disability Rights Movement. Which one do students know the most about? Have them discuss why they might know more about one movement than the other. Have them research and write a short paper on the similarities and differences between the movements.
6. Have students discuss their opinions on what rights we still need to advocate.

U.S. Department of Justice, Civil Rights Division Voting Section, “Introduction to the Federal Voting Act.”

History: The Right to Vote.

Governor's Proclamation



CHARLIE CRIST
GOVERNOR

FLORIDA DISABILITY HISTORY AND AWARENESS INSTRUCTION WEEKS

WHEREAS, all Floridians have the opportunity and right to participate in all aspects of education, the workforce and community; and

WHEREAS, the active and meaningful participation of persons with disabilities as students, parents, teachers, counselors, administrators and policy-makers are essential in providing equal opportunity and access; and

WHEREAS, all persons with disabilities are protected by the U.S. Department of Education Office for Civil Rights and the U.S. Department of Justice, which enforce Federal civil rights laws related to persons with disabilities, including the Americans with Disabilities Act of 1990, and Section 504 of the Rehabilitation Act of 1973; and

WHEREAS, the Florida Educational Equity Act [§1000.05, F.S.], administered by the Office of Equity and Access, requires that persons with disabilities have equal access to all programs, services and activities in Florida public educational institutions and Florida Statute 1003.4205, *Disability History and Awareness Instruction*, was passed during the 2008 legislative session to highlight the efforts and important contributions and achievements of persons with disabilities; and

WHEREAS, in 2006-2007, there were 390,827 students with disabilities enrolled in the K-12 Education System, 32,363 in the Division of Workforce Education (Adult General Education and Postsecondary Career and Technical Education), and 12,000 in the Florida College System, with 2,000 community college students with disabilities completing an academic program and in 2007-2008, more than 8,555 students with disabilities were enrolled in the State University System and more than 600 baccalaureate or graduate degrees were conferred; and

WHEREAS, the Florida Division of Vocational Rehabilitation, (DVR) is committed to helping individuals with disabilities become part of America's workforce, and is required under federal law to give priority to individuals with the "most significant disabilities." In 2006-2007, DVR assisted 12,458 Floridians to find or keep jobs and the Florida Department of Education Division of Blind Services provided assistance to over 1,280 persons with visual impairments to become more successful in school, community and the work place;

NOW, THEREFORE, I, Charlie Crist, Governor of the State of Florida, do hereby extend greetings and commendations to all observing the first two weeks in October as Florida *Disability History and Awareness Weeks*.

IN WITNESS WHEREOF, I have hereunto set my hand and caused the Great Seal of the State of Florida to be affixed at Tallahassee, the Capitol, this 17th day of September, in the year two thousand eight.




Governor

Resources

RESOURCES

Bureau of Exceptional Education and Student Services (BEESS)

<http://www.fldoe.org/ese/>

The Bureau of Exceptional Education and Student Services (BEESS), Florida Department of Education, administers programs for students with disabilities. Additionally, the Bureau coordinates student services throughout the state and participates in multiple inter-agency efforts designed to strengthen the quality and variety of services available to students with special needs.

Clearinghouse Information Center

<http://www.fldoe.org/ese/pub-home.asp>

The Clearinghouse, a service of BEESS, operates a resource center that provides parents, educators, and other Floridians with access to materials about exceptional student education, student services, juvenile justice education, early intervention, parent and professional partnerships, and many other topics.

Center for Autism and Related Disorders (CARD)

<http://card-usf.fmhi.usf.edu/centers.asp>

CARD is founded on the strong belief that all individuals, regardless of their abilities or disabilities, have the right to live as full participants in society. All people have the right to be treated with dignity and understanding. People with disabilities are members of families. All families have strengths and capacities and have the right to be treated with sensitivity and respect, and as integral members of a person's system of support. People with autism and related disabilities have the right to be regarded as individuals who need services and supports that are based on their unique characteristics. There are seven CARD centers around the state and all can provide workshops related to autism spectrum disorder. The CARD center serving your area can be found at the link above. For fact sheets relating to autism and CARD services, visit <http://autism.fsu.edu/factSheets.php>.

Florida Diagnostic and Learning Resources System (FDLRS)

<http://fdlrs.org>

The Florida Diagnostic and Learning Resources System provides statewide diagnostic and instructional support services to district exceptional student education programs and families of students with exceptionalities. Consistent with the Florida Statutes, functions of the Associate Centers include enhancement of learner outcomes, partnership between families and professionals, student identification and evaluation, inservice training, assistive, instructional, and administrative technology, interagency

services, and implementation of state educational goals and priorities. Services are available to district, agency, community, and other personnel working with exceptional students as well as parents and families.

FDLRS includes 19 Associate Centers that serve from one to nine school districts. These Centers collaborate with districts, agencies, communities, and other personnel and educational entities, providing education and support for teachers, parents, therapists, school administrators, and students with exceptionalities. Each Center includes specialists in the areas of Child Find, Parent Services, Human Resource Development (HRD), and Technology. Contact your local Center at: <http://www.paec.org/fdlrsweb/managers.pdf>.

Centers offer books, videos, and DVDs to promote awareness and understanding of disabilities as well as offer workshops, trainings, and presentations. Selected resources are:

- *Beyond FAT City—A Look Back, A Look Ahead* is a video that offers practical strategies as well as inspirational messages for those who teach children with learning disabilities who constantly struggle with frustration, anxiety, and tension.
- Collaborating with the ESE Parent Advisory Committee on how to educate the community and students about disabilities.
- *Disabilities Awareness* is a workshop that provides an overview of exceptionalities that includes interactive activities to allow participants to gain first-hand experience with challenges that many individuals with disabilities encounter. The session includes the enlightening and motivational video *Billy Hawkins*.
- *Ennis' Gift: A video about learning differences*.
- ESE 101 for bus drivers and other groups.
- *Express Diversity*—This VSA arts educational module was developed to provide interactive art-based activities. This kit includes a series of learning modules, lessons, and resources designed to expand students' sensitivity and awareness about society and the importance of every individual. The topic of disability is infused throughout to promote discussion and new insights.
- *FAT City* is an informative and entertaining video that allows the viewer to look at the world through the eyes of a child with learning disabilities. It features a unique workshop attended by parents, educators, psychologists, and social workers. They participate in a series of classroom activities that cause frustration, anxiety, and tension... emotions all too familiar to the student with a learning disability. Following the workshop, the participants enter into a lively discussion of topics ranging from school/home communication, sibling relationships, and social skills.
- *Kids on the Block* is a workshop that uses puppets to educate youth about disability awareness. The performances adhere strictly to scripts that are written and developed by The Kids on the Block, Inc. Schools and community agencies

may schedule a performance at their location.

- *List of Speakers*—a list of possible speakers with disabilities and/or speakers from agencies that provide services to individuals with disabilities.
- *Loan/Resource Library* with materials related to disabilities (Behavior, Inclusion, 504, Reading, Transition, etc.). Books, including but not limited to, *Kids with Special Needs—Information and Activities to Promote Awareness and Understanding* and children’s books that incorporate an understanding of learning differences.
- *More Alike Than Different* are training materials to assist in increasing the sensitivity of children toward people with disabilities by guiding them to recognize what a disability is, identifying the feelings children have when they have learning difficulties, and recognizing that all children can do—it just may be done differently!
- Presentations—staff can present an overview of exceptionalities with simulation activities.
- *Standing Up For Me* provides a K–12 curriculum that teaches self-determination skills, including self-awareness and self-evaluation.
- *The Ten Commandments of Communicating with People with Disabilities* is an award-winning video developed as both a “diversity” and “sameness” training tool. Its goal is to make us more sensitive and respectful of people with varying disabilities, while recognizing that all of us (no matter how different we may appear to each other at first) share many of the same values, interests, hopes, and dreams.

Florida Inclusion Network (FIN)

<http://www.floridainclusionnetwork.com/>

The Florida Inclusion Network has facilitators in regions throughout Florida. They can help your district and school identify needs for inclusive practices, meet with teams of staff and family to plan for inclusion, conduct study groups and develop communities of learning, and provide training on a variety of topics related to inclusion and student achievement

Professional learning opportunities offered by FIN include Collaborative Planning and Teaching, Differentiated Instruction, Peer Supports for Inclusive Classrooms, and Building Learning Communities as well as Foundations of Inclusion and Disability Etiquette.

Florida Disabled Outdoor Association (FDOA)

<http://www.fdoa.org>

Mission

Florida Disabled Outdoors Association enriches lives through accessible inclusive recreation and active leisure for all.

History

David Jones, a head injury survivor from an accident in 1988, was motivated by his rehabilitation experience to start the Florida Disabled Outdoors Association (FDOA). The FDOA promotes the benefits of active leisure for all including people with disabilities. This organization came out of the positive experience that recreation played in the rehabilitation process. The FDOA helps fill the gap in therapeutic recreation services between the healthcare setting and community living. The FDOA has grown to benefit thousands of people statewide with disabilities since its founding in 1990.

Programs

FDOA promotes health and wellness and enhances the lives of people with disabilities through activities such as:

SportsAbility — This multi-day event targets people of all ages with any type of disability and their families or friends, and providers of products, programs, and services. It features a resource expo and indoor and outdoor sports and leisure activities and clinics. Activities include shooting sports, wheelchair and adaptive golf, tennis, martial arts, basketball, pontoon boat rides, sit-down water skiing, sailing, canoeing, kayaking, jet skiing and fishing, and many more! SportsAbility has been held in four cities across the State of Florida.

Recreation Assistive Services and Technologies Alliance (RASTA) — Through a collaborative partnership with Florida Department of Health Brain and Spinal Cord Injury Program and Florida Alliance for Assistive Services and Technology (FAAST), RASTA provides an education and resource referral program to assist people with brain and spinal cord injuries in pursuing current recreation and leisure providers and available associated assistive services and technologies.

Recreational Activity Program for Adults with Disabilities (RAPAD) — Through a partnership with Florida Department of Education Vocational Rehabilitation Program, participants enrolled in the RAPAD program respond to a needs-assessment designed to elicit information on personal interests about recreation and active leisure activities. Assistance is provided to the individual to reach their personal active leisure goals.

ALLOUT — An outdoor adventure program for people with disabilities that includes the mobility-impaired hunting program, which is the benchmark for mobility-impaired hunts throughout the United States, and a variety of other outdoor adventure trips.

Inclusion Program — The FDOA provides a training program for recreation staff and administrators to help them implement inclusive recreation practices into the established recreation programs in which they work. This pilot program serves as a prototype and will be replicated in other areas throughout the state.

Miracle League — The Miracle League is a program organized to provide an opportunity for children with mental and/or physical challenges to play baseball. The FDOA is constructing a multi-purpose Miracle League field in Tallahassee that will provide recreation opportunities for adults as well as children. Miracle League fields exist throughout the state and provide opportunities for people of all ages and all abilities.

Contact Information

Florida Disabled Outdoors Association
2475 Apalachee Parkway, Suite 205
Tallahassee, FL 32301

info@fdoa.org

<http://www.fdoa.org>

David Jones, President (850) 201-2944 x2

Laurie LoRe-Gussak, Executive Director (850) 201-2944 x1

Kristy Carter, Inclusion Specialist (850) 201-2944 x3

Institute for Small and Rural Districts (ISRD)

<http://www.nefec.org/isrd/>

The Institute for Small and Rural Districts serves district-level and school-based administrators in the 34 small and rural districts in Florida. The mission of ISRD is to improve outcomes for students with disabilities in small and rural school districts. ISRD provides technical assistance to establish administrator-to-administrator linkages, provides mentors for new ESE administrators, maintains a lending library, facilitates job-alike networking, sustains linkages with other projects, and supports consultants.

Teaching Resources for Florida Exceptional Student Education

<http://www.cpt.fsu.edu/ese/>

This project offers resources in curriculum, instruction, and assessment as well as training opportunities for *Dealing with Differences: Strategies that Work!*, *Dealing with Differences Training*, *Meaningful Participation: Planning Instruction for Students with Significant Disabilities*, *Meaningful Participation Training*, *ESE Instruction Manager 2 Training*, *Annual Goals—Make Them Measurable!*, *Annual Goals Training*, *Pathways for Progress: Reading and Language Arts Access Points for Students with Significant Cognitive Disabilities*, and *Pathways for Progress Training*.

VSA arts of Florida, Inc.

<http://www.vsafl.org/>

VSA arts of Florida, Inc. offers an Express Diversity! Kit and staff available for training on the use of the Express Diversity! Kit. This kit incorporates art-based activities that enhance self-esteem, communication, and inclusion by encouraging all students to put themselves in the place of others, believe in themselves, and discover a world of

unlimited possibility. The kit includes teacher materials, easy-to-use lesson plans, and an interactive timeline. The kit can be ordered from the VSA arts national office for \$75.00. See more about this kit under the VSA arts website.

Contact: Marian Winters
VSA arts of Florida
Telephone: (813) 558-5095
TTY (888) 844-2787
mwinters@tempest.coedu.usf.edu

Websites

These additional websites are provided to help educators, schools, and interested persons integrate disability history and awareness in their curriculum. Please choose age-appropriate resources from the selected international, national, and state Web sites with links to activities.

This website of the **Anti-Defamation League** contains anti-bias lesson plans and resources for K–12 educators. It promotes equal treatment and equal access for persons with disabilities and provides the following resources.

http://www.adl.org/education/curriculum_connections/fall_2005/

Lesson 1: *Getting to Know People with Physical Disabilities* (Grades K–2)
Lesson 2: *Experiencing Hearing Disability through Music* (Grades 2–4)
Lesson 3: *Seeing the World through the Hands of People with a Visual Disability* (Grades 4–6)
Lesson 4: *Understanding Learning Differences* (Grade 6–9)
Lesson 5: *History of the Disability Rights Movement* (Grades 10–12)
There are also a number of resources listed that include, but are not limited to, “Assessing Your School Environment for Access to People with Disabilities,” “Evaluating Children’s Books that Address Disability,” “Communication Guidelines on Disability,” and “Famous People with Disabilities.”

The **Because Films Inspire** website contains lesson plans and an order form for a DVD of short films and clips representing disability issues.

Lesson 1: *Introduction—Why Study Moving Image Media? Distorted Images?*
Lesson 2: *Ways of Thinking about Disability—History of Attitudes to Disabled People, Medical Model vs. Social Model, Stereotypes, Disability and Diversity, and Equal Opportunities*
Lesson 3: *Teaching with Moving Images—About Teaching with Moving Images, Teaching Techniques 1–8, Stills Analysis*
Lesson 4: *Treatment of Disabled People in Moving Image Media—A History, Commercial Films, TV Representation, Hollywood and Disability*
Lesson 5: *Introducing [a] Disability in Class with Suggested Activities, Detailed Plans, and Student Handouts*

Lesson 6: *Further Resources*

<http://www.bfi.org.uk/education/teaching/disability/>

The **British Red Cross** website contains a program entitled “Class act: Jet ski challenge.” This site contains lesson plans based on a man named Graham Hicks who enjoys extreme sports. Initially, the lesson gets students thinking about risk taking and encourages them to imagine what it might be like to be someone else. As the story develops and students find out that the initial scenario really happened, the discussion moves to the topic of disability.

This resource is divided into three phases. Each phase provides nuggets of information for discussion and reflection and encourages students to think creatively. There are several optional activities that can be completed during the lesson or as homework. This program is designed for 7- to 14-year-olds but may also be used with older students.

<http://www.redcross.org.uk/standard.asp?id=73621>

The **Center on Human Policy’s Disability Studies for Teachers** website contains lesson plans and materials designed to help teachers integrate disability studies into social studies, history, literature, and related subjects in grades 6–12. The plans and materials also can be adapted for use in postsecondary education. Each lesson plan contains the following elements: grade level, subjects, overview of lesson plan, standards, objectives, questions to consider, resources and materials, and activities and procedures. You may also access “Differentiated Instruction,” which provides ideas on how the lesson plans can be adapted to meet diverse learning needs.

<http://www.disabilitystudiesforteachers.org/>

Unit 1—Introduction to Disability includes

Lesson 1: *The Meaning of Disability*

Lesson 2: *What’s in a Name?*

Lesson 3: *The U.S. Constitution and Disability Laws*

Unit 2—Deaf Education

Lesson 1: *Religion and Deaf Education: The Contract Between Cleric and Gallaudet*

Unit 3—A Woman’s Crusade: Dorothea Dix

Lesson 1: *Dorothea Dix: Reform in Massachusetts*

Lesson 2: *A Woman’s Crusade: Dorothea Dix*

Lesson 3: *The Duties of Governments: Dix vs. Pierce*

Lesson 4: *Out of Jails into Asylums: The Mission of Dorothea Dix*

Lesson 5: *Exposés in Different Eras: The Works of Dorothea Dix and Burton Blatt*

Unit 4—Freak Shows

Lesson 1: *The Father of Lavish Advertising: P.T. Barnum*

Lesson 2: *General Tom Thumb: Star or Spectacle?*

Lesson 3: *A Woman’s Story: The Autobiography of Mrs. Tom Thumb*

Unit 5—Out of Sight, Out of Mind: Conscientious Objectors in World War II

- Lesson 1: *Conscience and Public Service*
- Lesson 2: *Out of Sight, Out of Mind*
- Lesson 3: *Making a Difference*
- Unit 6—Deaf Culture and Diversity
 - Lesson 1: *American Deaf Culture: A History of Language*
 - Lesson 2: *American Deaf Culture: Deaf Art*
- Unit 7—Intelligence Testing
 - Lesson 1: *The Testing of the Feebleminded Immigrants*
 - Lesson 2: *Lippmann vs. The Testers: Can Intelligence Be Measured?*
- Unit 8—Eugenics
 - Lesson 1: *Eugenics in the Hospital: The Death of the Bollinger Baby*
 - Lesson 2: *Three Generations of Imbeciles... Eugenic Sterilization in America*
 - Lesson 3: *American Influences on Eugenics in Nazi Germany*
- Unit 9—Social Model of Disability
 - Lesson 1: *Johnny Can't Play: The Charity Model of Disability*
 - Lesson 2: *To Help the Unfortunate: Benevolence and American Charities*

The **Education for Disability and Gender Equity (EDGE)** website is specifically made for high school students. Its Teacher's Guide contains an Overview and topics include Disability and Gender/Common Threads; About the EDGE website; Using the Guide; and Lessons in Physics, Biology, Government and Culture. Lessons include plans, activities, resources, notable people, before and after guides, and a self-test. The goal of the lessons is to show interesting facts and ideas about sciences and humanities that look at men and women with disabilities.

<http://www.disabilityhistory.org/dwa/edge/curriculum/>

The **Florida Alliance for Assistive Services and Technology, Inc. (FAAST)** is a nonprofit organization that provides Floridians of all ages and abilities with access to assistive technology.

<http://www.faast.org/>

The **Florida Youth Council (FYC)** has pages within the Family Café, Inc. website. The Florida Youth Council is a group of youth and emerging leaders with disabilities or health care needs that live in Florida. The website offers a link to the latest news from the FYC as well as to the FYC's newsletter, *The Noodle*.

http://www.familycafe.net/index.php?option=com_content&task=section&id=17&Itemid=81

The website for **Gallaudet University** offers "History though Deaf Eyes." It contains information and pictures related to the history of individuals with deafness. The site also offers a link for ordering a PBS documentary, "Through Deaf Eyes," and the book *Through Deaf Eyes: A Photographic History of an American Community*, as well as a poster set.

<http://depts.gallaudet.edu/deafeyes/about.html>

The **Journal of Literary Disability** publishes issues that contain between five and seven articles and reviews on the literary and cultural representation of disability, literary and cultural disability theory, and writings by people with disabilities. The journal also includes reviews of books about the literary and cultural representation of impairment and disability.

<http://www.journalofliterarydisability.com/>

The **Public Broadcasting Corporation/Arthur website** contains online games and activities that can be printed and used in the classroom, including, but not limited to:

Marina's Guide to Braille

Braille Key

Braille Name Tag

Fingerspelling Word Puzzle

Talking and Learning with Sight and Signing

Create Your Own Captions

Reflections and Projects

Cool Tools

<http://pbskids.org/arthur/index.html>

ReadWriteThink is a partnership between the International Reading Association (IRA), the National Council of Teachers of English (NCTE), and the Verizon Foundation. Its website offers a wide array of research-based lesson plans with student-ready materials, such as worksheets, interactives, and other web resources.

<http://www.readwritethink.org/>

http://www.readwritethink.org/lessons/lesson_view.asp?id=890 — “It’s Okay to Be Different: Teaching Diversity with Todd Parr” (grades K–2: four 50- to 60-minute sessions). The lesson introduces the topic of diversity through Todd Parr’s book, *It’s Okay to Be Different*. Students participate in discussions designed to encourage empathy and explore the idea of what makes us diverse. They then create books to help educate their peers.

http://www.readwritethink.org/lessons/lesson_view.asp?id=256 — “Exploring Disability Using Multimedia and the B-D-A Reading Strategy” (grades 9–12: four 50-minute sessions). Students apply the B-D-A (before-during-after) reading comprehension strategy as they explore varied aspects of disability by investigating interactive multimedia resources. Students participate in pre-reading, during reading, and post-reading comprehension monitoring activities as they make predictions, take notes, summarize, and state main ideas.

http://www.readwritethink.org/lessons/lesson_view.asp?id=1011 — “Inclusive Stories:

Teaching about Disabilities with Picture Books” (grades 9–12: four 50-minute sessions). Lessons use picture books to teach high school students about disabilities and help them discuss differences.

The website of **San Francisco State University** provides “A Chronology of the Disability Rights Movements from 1817 to 1996.”

<http://www.sfsu.edu/~hrdpu/chron.htm>

Tolerance.org was developed by the Southern Poverty Law Center to host a variety of resources and lesson plans to promote diversity. Several activities focus on disability rights and disability awareness, and additional lessons on this site explore related issues. The disability awareness and history lessons include:

<http://www.tolerance.org/teach/activities/activity.jsp?ar=872> —“The ABCs of Disability Rights Civil Rights and Americans with Disabilities: Early Grades Activity”

<http://www.tolerance.org/teach/activities/activity.jsp?ar=631> — “Civil Rights and Americans with Disabilities: Early Grades Activity”

<http://www.tolerance.org/teach/activities/activity.jsp?ar=632> — “Civil Rights and Americans with Disabilities: Middle Grades Activity”

<http://www.tolerance.org/teach/activities/activity.jsp?ar=633> — “Civil Rights and Americans with Disabilities: Upper Grades Activity”

<http://www.tolerance.org/teach/activities/activity.jsp?ar=85> — “Disability Awareness: We’re In It Together”

The **Yes I Can** curriculum was developed at the University of Minnesota’s Institute on Community Inclusion (ICI). This curriculum includes 20 lessons to be presented in weekly classes of 45–60 minutes. Although some lessons can be completed within one class period, many require multiple sessions. ICI recommends that the program be offered over an academic year to allow sufficient time for development of partner relationships and acquisition of skills and knowledge. Master copies of handouts and overheads accompany the curriculum.

<http://ici.umn.edu/yesican/program/default.html>

Lesson 1: *Orientation*

Lesson 2: *Introductions*

Lesson 3: *A New Way of Thinking*

Lesson 4: *How We’re Alike*

Lesson 5: *Myths and Misconceptions*

Lesson 6: *Quality-of-Life Issues*

Lesson 7: *Understanding Friendships*

Lesson 8: *Developing Communication Skills*

Lesson 9: *Characteristics and Needs of Persons with Autism and Mental Retardation*

Lesson 10: *Characteristics and Needs of Persons with Physical and Other Disabilities*
Lesson 11: *Enhancing Sensitivity*
Lesson 12: *Everyone's a Winner*
Lesson 13: *Being a Team Member*
Lesson 14: *Legal and Human Rights*
Lesson 15: *Being an Advocate*
Lesson 16: *Self-Determination and Self-Advocacy*
Lesson 17: *Person-Centered Social Inclusion Planning*
Lesson 18: *Making a Difference*
Lesson 19: *"Yes I Can" Review*
Lesson 20: *Planning the "Yes I Can" Celebration*

VSA arts has developed several programs for disability and history awareness. The Express Diversity! resource guide contains teacher materials to provide 12–20 hours of art activities for the “non-art” teacher. Art activities range from creative writing to visual arts to drama and are the basis of the resource guide lesson plans. The lessons may be used at any time during the year or targeted to commemorate Disability Awareness Month or Exceptional Children’s Week. Express Diversity! is available in alternative formats. <http://www.vsarts.org/x595.xml>

<http://www.vsarts.org/>

<http://www.vsarts.org/x2178.xml> — A Portrait of an Artist-Scientist educational kit profiles artist Mark Parsons, who has multiple sclerosis, and incorporates his experience with both disability and science into his works of art. Classroom activities listed in the teacher guide allow students to more fully explore the topics of heredity, DNA, and visual art. These activities meet national standards for science, art, and thinking and reasoning.

<http://www.vsarts.org/x1132.xml> — Let Your Style Take Shape is a downloadable resource that provides educators with suggestions for creating inclusive educational environments and provides teachers with cross-curricular lessons that meet national standards for math and the visual arts.

<http://www.vsarts.org/x2274.xml> — Writing Spotlight includes short literary works by prominent writers with disabilities. Designed to engage middle and high school students and encourage dialogue about disability and diversity, each Writing Spotlight is accompanied by discussion questions and writing activities to promote language arts skills, including reading comprehension and creative writing. Download and photocopy the Writing Spotlights to use in your classroom. Writing Spotlight is published three times a year.

The **Yale-New Haven Teachers Institute** has a website that contains a curriculum unit by Mary Ellen Leahy entitled Getting to Know Your Classmates with Special Needs. The content includes a narrative, materials for classroom use, a reading list for students, and three lessons.

<http://www.yale.edu/ynhti/curriculum/units/1992/1/92.01.05.x.html>

Lesson 1: *The Braille Alphabet*

Lesson 2: *Sign Language – How Does It Work*

Lesson 3: *What It's Like to Have a Learning Disability*



Florida Department of Education
Dr. Eric J. Smith, Commissioner
ESE 312957