



# Florida's Race to the Top



Technical Assistance Webinar  
September 7, 2010

# AGENDA

- Opening Remarks
- Review Theory of Action and State Student Achievement Goals
- Review Timeline
- Review State Deliverables
- Review Budget Instructions
- Review Final Scope of Work Template
- Q&A



# Florida's Race to the Top (RTTT) Theory of Action

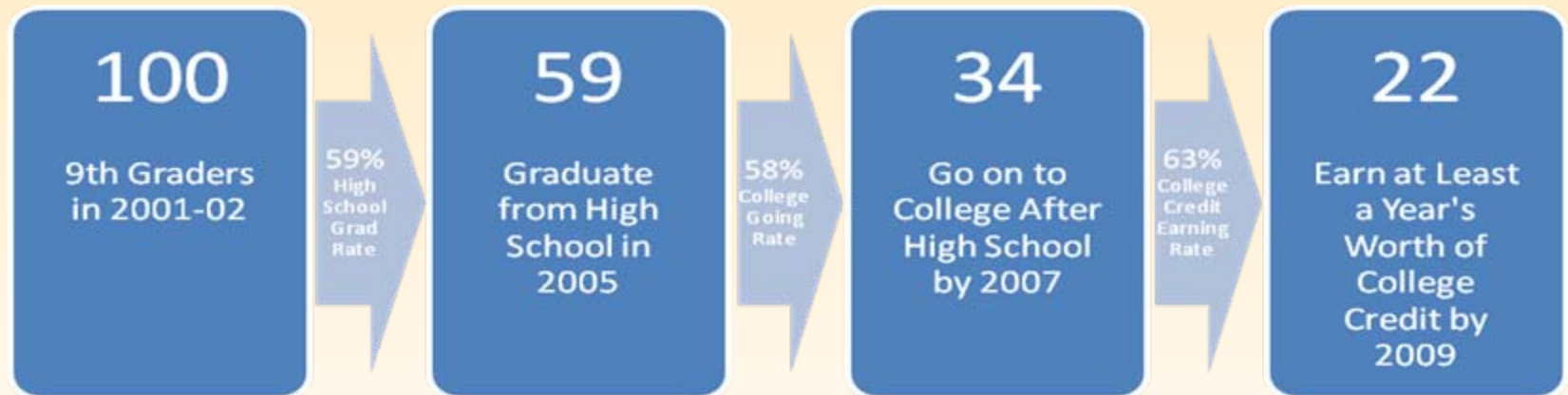
**An investment in human capital will  
improve student achievement.**

Teachers and Leaders must be:

- Well-selected
- Well-prepared
- Well-supported
- Well-respected
- Held Accountable



# Graduation Rate/College Enrollment/ College Credit Earned Class of 2005

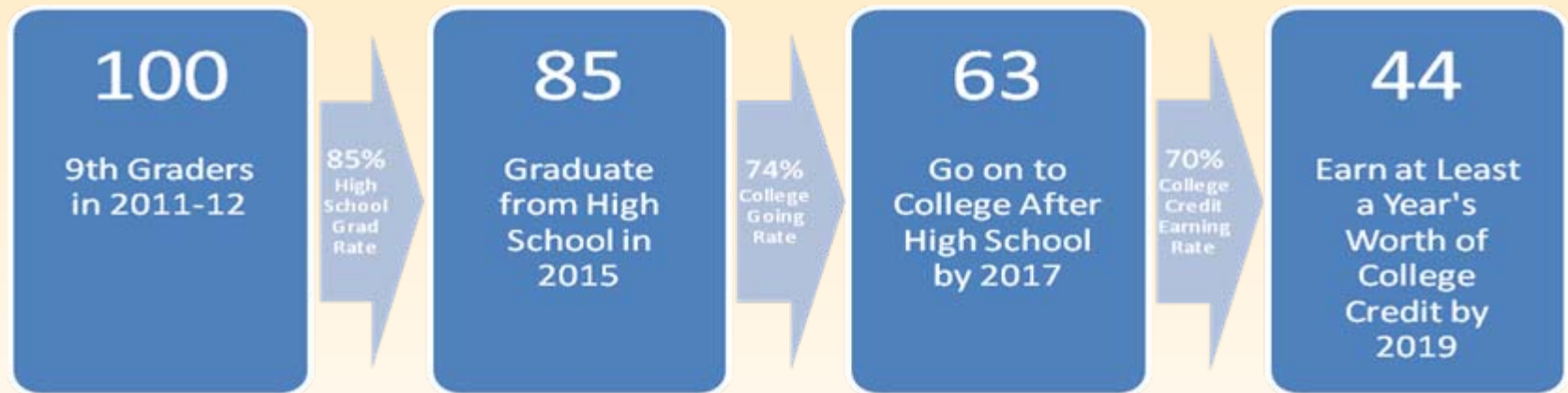


Of every 100 high school freshmen in 2001-02:

- Fifty-nine eventually graduated from high school.
- Of the 59 students who graduated, 34 (or 58%) went on to college within two years of high school graduation.
- Of the 34 students who went on to college, 22 (or 63%) earned at least a year's worth of college credit within two years of enrollment in college.



# Graduation Rate/College Enrollment/ College Credit Earned Class of 2015

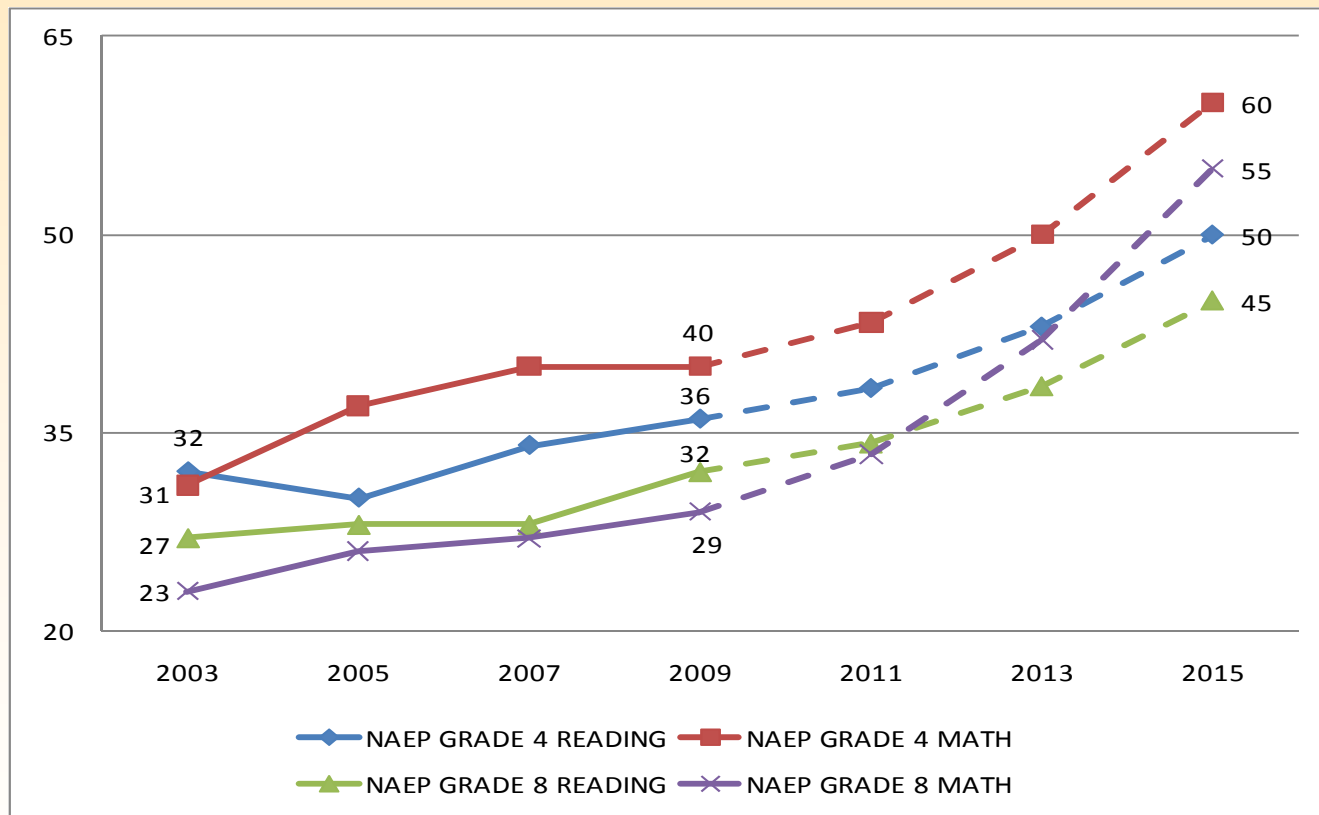


**GOAL:** Of every 100 high school freshmen in 2011-12:

- Eighty-five **will** graduate from high school in 2015.
- Of the 85 students who graduate, 63 (or 74%) **will** go on to college by 2017.
- Of the 63 students who went on to college, 44 (or 70%) **will** earn at least a year's worth of college credit by 2019.



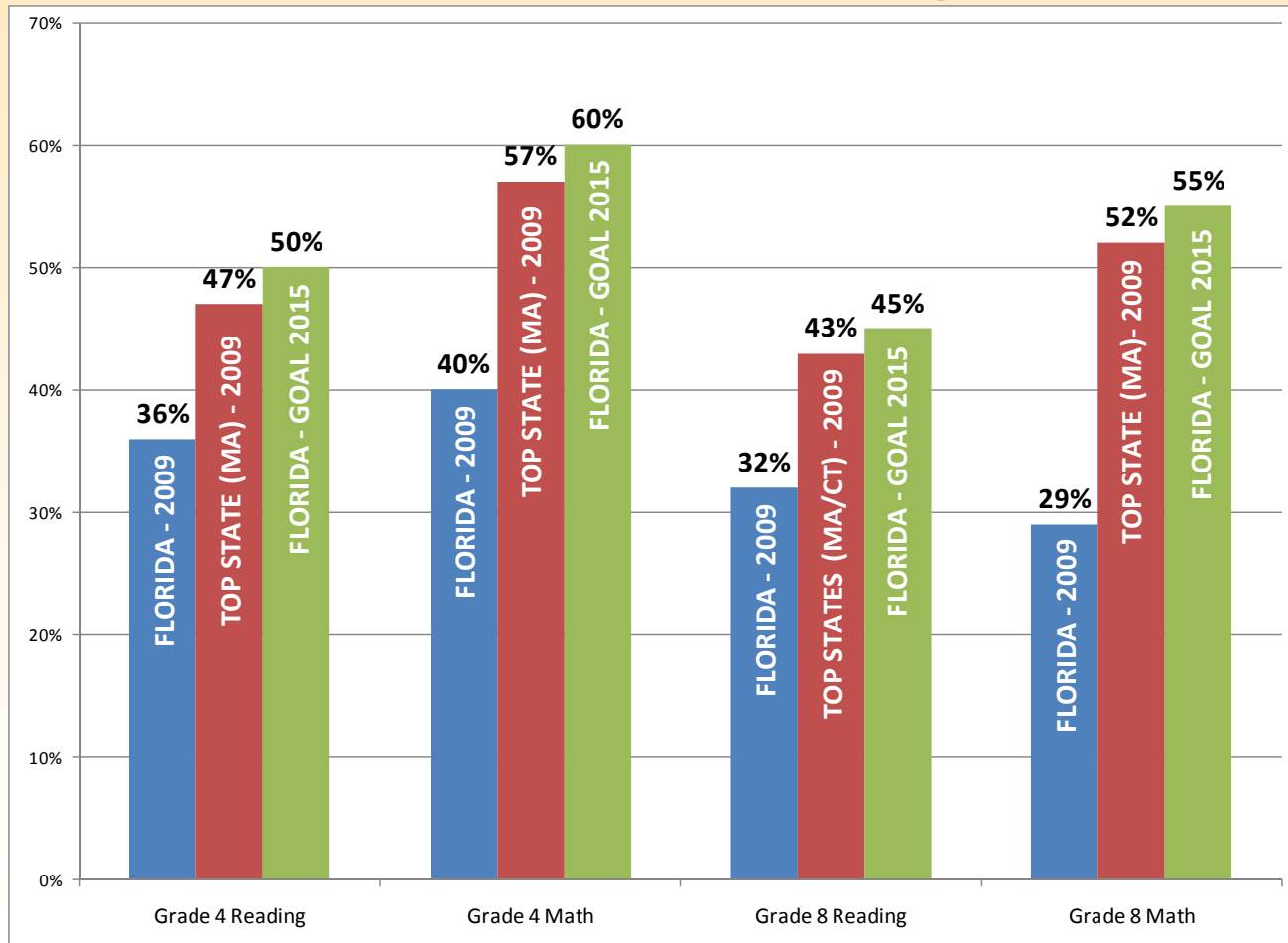
# Florida's NAEP Achievement to 2009 and Goals to 2015



Percentage of Students Scoring At or Above Proficient



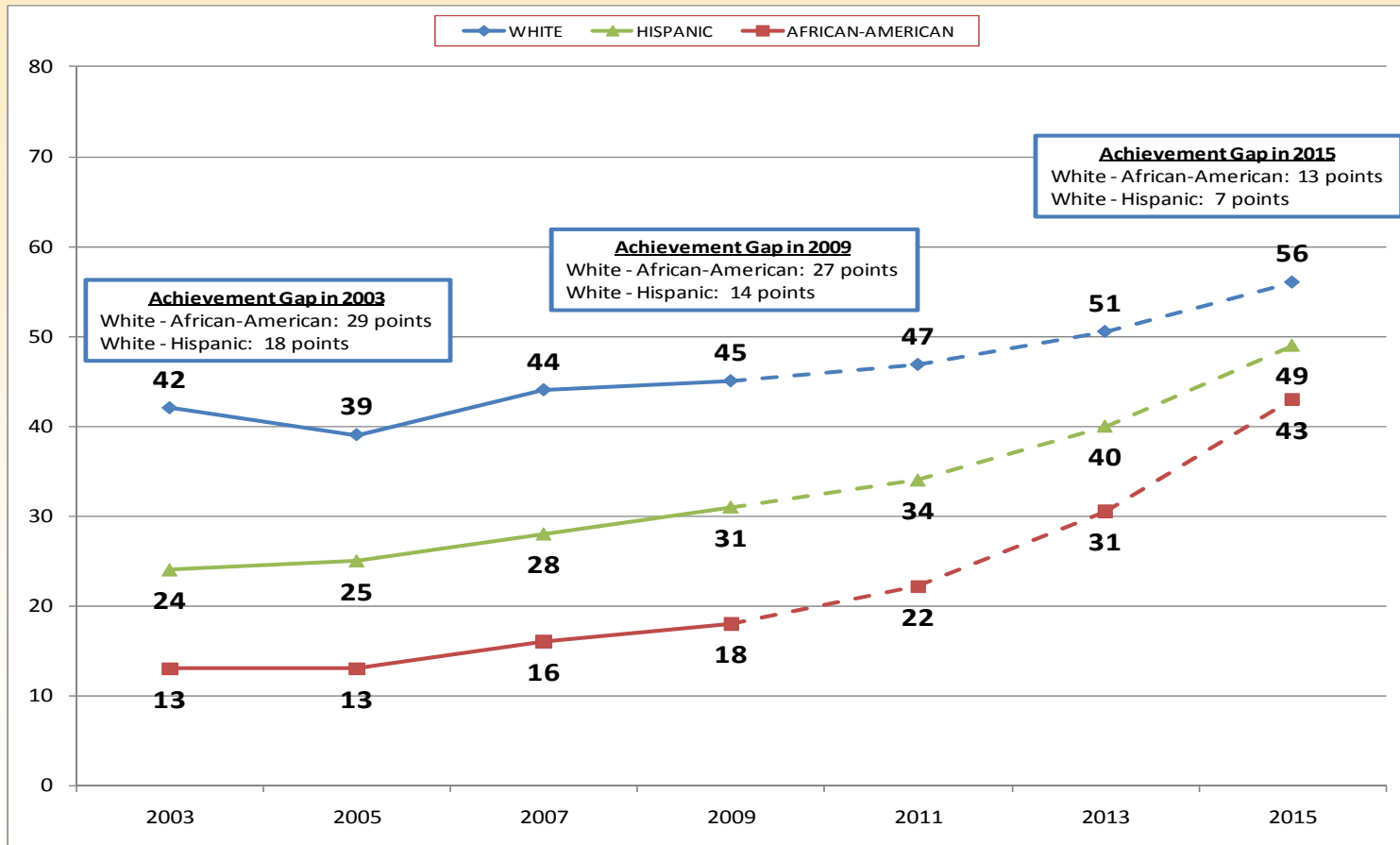
# Florida's 2015 NAEP Goals Compared to the 2009 Performance of Florida and the Top Performing States



Percentage of Students Scoring At or Above Proficient

# Florida's Achievement Gap and Goals to 2015

## NAEP Grade 4 Reading



Percentage of Students Scoring At or Above Proficient

# The 90-Day Timeline

<b>August 24</b>	Winners Announced
<b>August 30-September 2</b>	DRAFT Final Scope of Work Template posted for public comment
<b>September 3</b>	Final Scope of Work posted online
<b>September 7-14</b>	Technical Assistance Webinars
<b>September 15- October 13</b>	LEA Final Scope of Work due to FLDOE for feedback; No feedback provided if submitted later
<b>By October 27</b>	FLDOE reviews and submits feedback to LEAs
<b>By November 9</b>	<b>LEA Final Scope of Work due to FLDOE; No opportunity for additional edits to be made</b>
<b>By November 22</b> (end of 90 days)	FLDOE reviews drafts and submits approved plans to USDOE (2 week turnaround); Notify LEAs of approval status



# Technical Assistance Webinars

Sept. 10	10 am-12 noon	Section (E): Turning Around the Lowest-Achieving Schools
Sept. 10	1-3 pm	Budget
Sept. 13	9-11 am	Section (C): Data Systems to Support Instruction
Sept. 14	9-11 am	Section (B): Standards and Assessments
Sept. 14	1-3 pm	Section (D): Great Teachers and Leaders

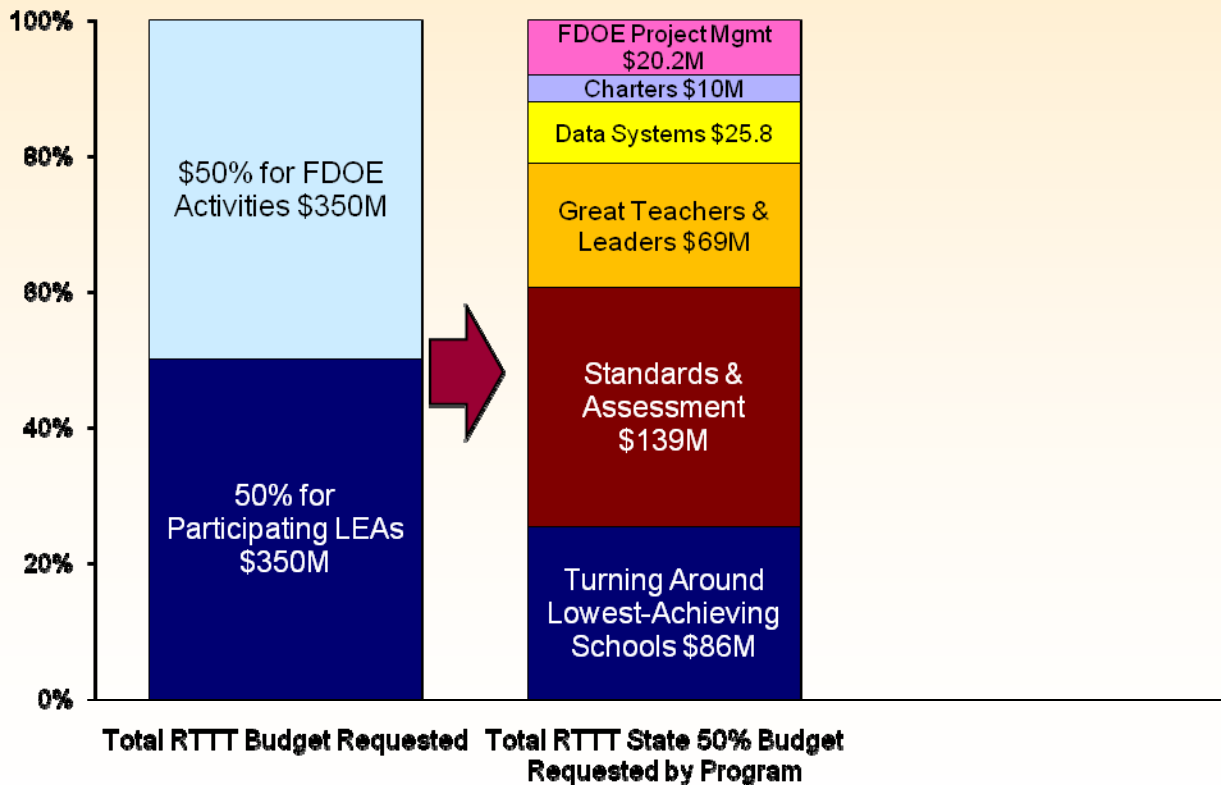


All presentations and phone numbers will be posted at  
[www.fldoe.org/arra/racetothetop.asp](http://www.fldoe.org/arra/racetothetop.asp)

# Florida's Proposed RTTT Budget

- Final figure: \$700,000,000 (50% = \$350,000,000)
- State's 50% of RTTT funds will benefit every student in the state, regardless of school attendance in a Participating LEA

**Total Florida RTTT Budget Requested, State 50%**



# Florida's Proposed RTTT Budget

					Total
	2010-11	2011-12	2012-13	2013-14	
Standards and Assessments	21,139,000	38,020,000	37,920,000	41,920,000	138,999,000
Data Systems	6,417,673	10,686,538	4,414,627	4,325,741	25,844,579
Struggling Schools	16,073,600	22,594,300	24,736,550	22,595,550	86,000,000
Charter Schools	2,500,000	2,500,000	2,500,000	2,500,000	10,000,000
Great Teachers and Leaders	12,739,312	18,078,916	21,675,646	16,418,378	68,912,252
DOE Project Management and Oversight	5,106,852	5,045,772	5,045,772	5,045,773	20,244,169
<b>Total</b>	<b>63,976,437</b>	<b>96,925,526</b>	<b>96,292,595</b>	<b>92,805,442</b>	<b>350,000,000</b>

Formula Funds \$ 350,000,000

Total Request \$ 700,000,000



# Standards and Assessments (B)(3)

Initiative	Total Budget	Procurement
Curricular tools to implement the common core	\$46,619,000	Competitively bid contracts
Support for the transition to high-quality assessments (interim and formative), international assessment comparisons	\$81,480,000	Competitively bid contracts
Increased access to STEM courses	\$4,500,000	Competitive grants to consortia
Classroom support for lesson study	\$6,400,000	Included in assessment contracts
<b>Total</b>	<b>\$138,999,000</b>	



# Data Systems to Support Instruction (C)(2) & (3)

<b>Initiative</b>	<b>Total Budget</b>	<b>Procurement</b>
Accessing and Using State Data	\$11,773,653	Competitively bid contract(s)
Using Data to Improve Instruction	\$14,070,926	Competitively bid contract(s)
<b>Total</b>	<b>\$25,844,579</b>	



# Great Teachers & Leaders (D)(2)-(5)

Initiative	Total Budget	Procurement
Improve measurement of academic gain	\$5,800,000	Competitively bid contracts
Implement rigorous, transparent, and fair evaluation systems for teachers and principals	\$4,795,992	Competitively bid contracts
Incorporate evaluation results into making career decisions (including financial consultants)	\$12,705,000	Competitively bid contracts
Assignment of effective teachers and principals to high-need schools	\$25,642,000	Competitive grants to teacher preparation programs, contracts for principal preparation programs
Improve access to teachers in hard-to-staff subjects and assignment of teachers to high-poverty/minority schools	\$10,200,000	Competitively bid contract(s)



# Great Teachers & Leaders (D)(2)-(5) (continued)

Initiative	Total Budget	Procurement
Use performance measures to improve contributions of teacher and principal preparation programs	\$1,620,000	Competitively bid contract(s) and/or grants
Improve LEAs' ability to provide effective professional development	\$5,404,380	Competitively bid contract(s)
Establish a Community of Practitioners	\$744,880	Competitively bid contract(s) and/or grants
Great Teachers & Leaders Evaluation	\$2,000,000	Competitively bid contract with national consulting firm
<b>Total</b>	<b>\$68,912,252</b>	



# Turning Around the Lowest-Achieving Schools (E)(2)

Initiative	Total Budget	Procurement
Recruit high-quality teachers	\$9,000,000	Competitively bid contract(s)
Leadership pipeline for turnaround principals and assistant principals	\$6,000,000	Competitively bid contract(s)
Build district-level capacity for turnaround in rural districts	\$1,500,000	Competitively bid contract(s)
Provide DA summer academy for lowest 5% schools and their feeder patterns	\$8,000,000	Subgrants to fiscal agent districts for regional DA program
Partner with effective charter school operators	\$20,000,000	Competitively bid contract(s)
Improve and expand STEM career and professional academies	\$10,000,000	Combination of contracts and subgrants to districts
Provide regional reading coordinators	\$12,500,000	Subgrants to DA fiscal agent districts



# Turning Around the Lowest-Achieving Schools (E)(2) (continued)

Initiative	Total Budget	Procurement
Provide regional STEM coordinators	\$7,000,000	Subgrants to DA fiscal agent districts
Implement community compacts in one district	\$12,000,000	Subgrant to selected district
<b>Total</b>	<b>\$86,000,000</b>	



# Charter Schools

- Section E budget includes \$20,000,000 that will be competitively awarded to high-quality charter operators for the purpose of opening charter schools in the feeder patterns of persistently lowest-achieving schools.
- The overall budget includes \$10,000,000 to be used to make competitive awards to charter schools or appropriate organizations for the purpose of implementing unique innovations that align with one or more of the four assurances.



# RTTT Budget: General

- General ARRA requirements apply
- Budget forms and instructions are similar to all other ARRA programs
- Budget
  - Line items coded by MOU criteria areas
  - Prepared and submitted through web-based system
  - Established on a quarterly basis (rather than annual)
  - Initial budget will cover the four-year grant period
  - General Terms, Assurances, and Conditions apply
  - “Green Book” also applies



# Other Fiscal Matters

- Cash advances are available
- Budget amendments process specified by the Green Book
- Indirect Cost charged to RTTT funds using the approved indirect cost rate



# Accounting and Reporting Procedures

- A unique special revenue fund code has been designated:  
**434 – Race to the Top**
- Report aggregate expenditures monthly through CARDS
- In addition, ARRA quarterly reporting of expenditures



# Final Scope of Work General

- LEAs must provide quarterly detail for FY 2010/11 work plans, and strategic plans for years 2011/12, 2012/13, and 2013/14.
- Strategic elements in the last three years of the work plan may be amended as LEAs work through initial implementation, more comprehensive planning, and the collective bargaining process.



# Final Scope of Work General

- While collective bargaining should be a Supporting Activity in the Final Scope of Work where applicable, the bargaining does not have to be completed before the Final Scope of Work is submitted to or approved by the state.
- Unless otherwise indicated in the MOU, all timelines shall reflect a complete implementation for all schools before the end of the grant period.



# Final Scope of Work Submission Checklist

- Form DOE 100A – Project Application (superintendent signature required)
- Attachment I – Program-Specific Assurances (superintendent signature required)
- Attachment II – Three-Party Assurances (superintendent, school board chair, and representative of local teachers' union signatures encouraged)
- Form DOE 101-RTTT (budget; submitted in web-based system)
- Final Scope of Work Completed Template



# Final Scope of Work

## Completed Template Includes:

- Table of Contents
- Section A Narrative
- Form (A)1. *LEA Student Goals and Measures*
- Work Plan Tables for 13 Projects
- Appendix with Table of Contents (if applicable)



# Final Scope of Work

## Section A

1. Comprehensive Reform Plan
  - a) Support Theory of Action
  - b) Contribute to state student achievement goals
  - c) LEA status; strengths and challenges
2. Management Plan for Implementation
3. Evaluation Efforts
4. Sustainability Overview
5. Integration of Funding Sources



# Final Scope of Work Projects

1. Expand Lesson Study – (B)(3)1.
2. Expand STEM Career and Technical Program Offerings – (B)(3)4.
3. Increase Advanced STEM Coursework – (B)(3)5.
4. Bolster Technology for Improved Instruction and Assessment – (B)(3)6.
5. Improve Access to State Data – (C)(2)
6. Use Data to Improve Instruction – (C)(3)(i) and (iii)
7. Provide Support for Educator Preparation Programs – (D)(1)(ii)
8. Improve Teacher and Principal Evaluation Systems – (D)(2)(ii)-(iii)
9. Use Data Effectively for Human Capital Decisions – (D)(2)(iv)(b)(c)(d), (D)(3), and (E)(2)4.-5.
10. Focus Effective Professional Development – (D)(5), (B)(3)2.-3., (C)(3)(ii), (D)(2)(iv)(a) and (D)(3)(ii)2.
11. Drive Improvement in Persistently Low-Achieving Schools – (E)(2)1.-2.
12. Implement Proven Programs for School Improvement – (E)(2)3.
13. Include Charter Schools in LEA Planning– (F)(2)



# Final Scope of Work

## Work Plan Tables (13)

- Project Goal (MOU requirement)
- List of Deliverables (minimum required evidence)
- Key Personnel
- Deliverable Box with Supporting Activities
- Timelines (i.e., Year One - quarterly, Year Two, Year Three, Year Four)
- Project Budget Summary (budget detail provided in web-based system)
- Sustainability Factors
- Supporting Narrative (optional)
- Appendices (if applicable)



# Project Work Plan Tables

- Project/MOU Criterion
- Provide one LEA Point of Contact per Project
- Project Goal
  - Prepopulated
  - Paraphrased from the MOU
- Deliverables
  - Prepopulated
  - Minimum required evidence



# Key Personnel

- Those responsible for implementation of this Project
- Include new positions funded through RTTT
- Include existing staff
- List personnel titles in the first column
- Indicate each quarter/year of involvement with an X



# Deliverables

- One box per Deliverable and its Supporting Activities
- Minimum required evidence is prepopulated
- Be very specific for Year 1 Supporting Activities
- Indicate the quarter/year each Deliverable will be accomplished and each Supporting Activity will occur with an X
- Firm deadlines based on MOU or statute already marked in the template; some others are suggested
- LEAs are encouraged to propose additional deliverables as appropriate
  - It's ok to insert new deliverables between prepopulated ones



# Project Budget Summary

- By quarter/year
- Must be the same figures from web-based budget detail



# Sustainability Factors

- Short description or list of factors that will contribute to the sustainability of the results of each Project after Race to the Top funding ends



# Other

- Supporting Narrative (optional)
- Appendix References (if applicable)
  - If you include something related to a Project in the Appendix, list Appendix Title and Page Number on corresponding Work Plan Table for that Project



# Submission Instructions if FLDOE Feedback Requested

- Due 11:59 pm EDT on October 13, 2010.
- Earlier submissions are encouraged.
- A signed, electronic copy in PDF format (excluding budget) must be sent to [RaceToTheTop@fldoe.org](mailto:RaceToTheTop@fldoe.org). The budget must be completed in the web-based system.
- A hard copy with original signatures (excluding budget) must be sent to Holly Edenfield. The hard copy must be received by October 15, 2010.



# Resources

- [www.fldoe.org/arra/racetothetop.asp](http://www.fldoe.org/arra/racetothetop.asp)
- Glossary
- Frequently Asked Questions document
- State Deliverables
- Guidance for Charter School Participation
- LEA Allocations
- [RaceToTheTop@fldoe.org](mailto:RaceToTheTop@fldoe.org)



# Q&A





# Florida's Race to the Top



Technical Assistance Webinar  
September 7, 2010