

FAST Star Early Literacy Resources and Reports

Renaissance Learning has many resources to assist VPK programs with FAST Star Early Literacy administration.


1. [Star Early Literacy Technical Manual](#) outlines every aspect of the design product in detail.
2. [Taking the Star Early Literacy Test \(Instructions for Teachers\)](#) should be used before students take the test.
3. [Star Early Literacy Test Administration Manual](#) is a guide of critical steps to assessing students with fidelity.
4. [Star Early Literacy Score Definitions](#) resource provides a brief explanation of each test score that appears in the Star Early Literacy reports. It can help you understand and analyze the various scores on the reports.
5. [Users View Personnel](#) page to search for and select personnel information to view.
6. [Users View Students](#) page to search and select student information to view.
7. [Stopping a Star Early Literacy Test](#): Situations may arise in the classroom which interrupt a test (for example, a surprise fire drill). If this happens, the teacher or test monitor can stop the test, by either pausing it so the student can return to it later or stopping it entirely so the student can start over on a new test. **The test can be paused and resumed as many times as needed, but it can only be resumed within 8 calendar days from when it was originally started.** Keep in mind that pausing and resuming a test is not standard administration; use this option only when absolutely necessary.
8. [Resuming an Interrupted Test](#): An unfinished test can be resumed if the test was interrupted in one of the following ways: If the test was intentionally paused by the teacher or test monitor. If the student lost connection to the server or accidentally closed the browser or app during the test.

Renaissance Learning has many reports to assist VPK programs with interpreting FAST Star Early Literacy data. Progress monitoring data can help answer a wide variety of questions about student performance within VPK programs or classes. Each report has a Help File that explains how to run the report and give step-by-step instructions on how to run the report and a Sample Report.

VPK programs will first need to **customize the Reporting Period/Date Range** for each VPK class progress monitoring dates for the progress monitoring period for which you are seeking results. When running reports, select the **calendar icon** for the **Reporting Period/Date Range** and select **Custom** to set your own dates for your VPK classes progress monitoring dates, then select **Apply**.

How did students perform on the latest Star Early Literacy Assessment and how do they compare with others their age?

The **Star Parent Report** is presented as an informational letter for each student's parents or guardians and is available in English and Spanish. This report allows VPK programs to share the students' performance results to parents or guardians within seven calendar days of the administration of the assessment in Progress Monitoring One, Two and Three. The key data points available are for individual students providing the [Scaled Score](#), [Percentile Rank](#) and [Literacy Classification](#).



Star Parent Report [Help File](#) and [Sample Report](#)

Which students have not tested, failed practice, completed or incomplete tests for the current Progress Monitoring period?

The **Star Test Activity Report** shows for each student the number of failed practice attempts, tests incomplete and completed, and students tested and not tested during a specific date range. Other key data points available are for the latest test date and time duration.




Student	Failed Practice	Incomplete	Completed	Not Tested	Tested
Emily Abbott	0	0	1	0	1
...

Star Test Activity Report [Help File](#) and [Sample Report](#)

What is the literacy classification, scaled score, and percentile rank for each student?

The **Star Summary Report** summarizes student test results for a specific date range, including students tested and not tested. [Literacy classifications](#) are the stages of literacy development—Emergent Reader (early and late), Transitional Reader (early and late), and Probable Reader—measured by Star Early Literacy and are based on the [Scaled Score](#). Students move through the categories as they increase proficiency in literacy strands and skills. These stages are an easy way to monitor student progress and better understand what students know and are prepared to learn. [Percentile Rank](#) is a norm-referenced score that informs educators about student performance as compared to their grade-level peers who were assessed at the same time of year.




The screenshot shows a table with columns for Student Name, Date Tested, Scaled Score, Literacy Classification, and Percentile Rank. The data is organized into sections for 'All Students' and 'Sub-Strands'.

Star Summary Report [Help File](#) and [Sample Report](#)

Which skills are each student ready to work on next?

The **Star Diagnostic Report-Strands to Show (Star Early Literacy Sub-Strands)** presents diagnostic and skill information by student. Other key data points available are for the latest test date and time duration. [Strand scores](#) on the Student Diagnostic Report provide information about how students are performing specific to grade-level strands. Star Early Literacy also includes sub-strands and skill set data. Strand scores help identify an individual student's strengths and weaknesses, so teachers can plan appropriate personalized instruction. The colors on the report are determined by [percentile ranks](#) (PR) to graphically show how students are performing as compared to grade-level peers across the country. Students below 10 PR are highly likely in need of intensive intervention. Students below 25 PR (yellow and red) need some level of targeted intervention. Students between 25 PR and 39 PR (blue) need additional support with general classroom instruction and may need supplemental intervention. Percentile Rank is a norm-referenced score that informs educators about student performance as compared to their grade-level peers who were assessed at the same time of year. As an example, if a student has an 85 PR, the student's literacy or math skills are greater than 85% of other students in the same grade who were also assessed at a similar time of year.



Star Diagnostic Report-Strands to Show (Star Early Literacy Sub-Strands) [Help File](#) and [Sample Report](#)

How are students progressing throughout the program year?

The **Star Annual Progress Report** lists and graphs student assessment results and progress over a program year. This report can also be generated using the All-Time view to see student progress across grade levels. Other key data points available are for the latest test date and time duration.

Star Annual Progress Report [Help File](#) and [Sample Report](#)

